

Jerez - 4423 m



9

GT WINTER SERIES QUALIFYING PRACTICE 2 RESULTS

CONDICIONES ATMOSFERICAS: **Soleado**

ESTADO DE LA PISTA:

Ord.	#	Piloto	Licencia	Club	Marca	NV	VR	Tiempo	Gap	Intv	VMax
1	107	gtr Michael JOOS		Team Joos Sportwagentechn	Porsche	3	2	1:42.459	----	----	226,3
2	77	gtr Marcin JEDLINSKI		Olimp Racing Team	Mercedes	4	4	1:43.521	1.062	1.062	225,3
3	36	gtr Piotr WIRA*		Good Speed Racing	Mercedes	5	5	1:44.806	2.347	1.285	224,0
4	234	gtr Manuel LAUCK		PZ 5 Seen Motorsport	Porsche	7	6	1:45.652	3.193	0.846	225,9
5	91	cr Oscar LOFQUIST*		Kjellin Motorsports	Porsche	7	4	1:45.766	3.307	0.114	226,8
6	5	gtr Stanislaw JEDLINSKI*		Olimp Racing Team	Audi	7	5	1:46.557	4.098	0.791	229,2
7	100	gtr Klaus HORN*		Team Joos Sportwagentechn	Porsche	5	3	1:46.669	4.210	0.112	224,0
8	72	gtr Uwe LAUER		Die Biermacher Racing	Ferrari	8	3	1:47.484	5.025	0.815	227,5
9	235	cr Franz WOERLE		PZ 5 Seen Motorsport	Porsche	5	2	1:48.378	5.919	0.894	225,5
10	131	cr David ASSFALG		HP Racing International	Porsche	6	4	1:48.585	6.126	0.207	225,0
11	1	gt4 Gabriela JILKOVA		Drago Racing Team ZVO	Mercedes	7	6	1:50.743	8.284	2.158	207,7
12	73	cr Ralf SCHUCHMANN*		Die Biermacher Racing	Ferrari	8	8	1:51.910	9.452	1.168	216,9
13	113	cr Chris HILLABY*		Mental Motorsports Marbella	Porsche	6	3	1:52.307	9.848	0.396	216,8
14	9	gt4 Moritz GISY*		Racing One	Aston	8	4	1:52.818	10.359	0.511	211,4
15	137	cs Andreas GREILING*		MS Racing	Porsche	4	4	1:53.056	10.597	0.238	208,5
16	18	gt4 Henrik PEDERSEN		Racing One	Aston	7	7	1:53.433	10.974	0.377	211,6
17	2	gt4 Josef LISKA		Drago Racing Team ZVO	Mercedes	7	7	1:54.136	11.677	0.703	204,6
18	81	bmw JM DE LOS MILAGROS		BMW España Motorsport	BMW	6	3	1:54.376	11.917	0.240	205,3
19	90	cs Andrius ZEMAITIS*		ProGT	Porsche	5	4	1:54.392	11.933	0.016	202,8
20	977	cs Julian NETZBANDT		K-Krämer Racing	Porsche	4	4	1:55.865	13.406	1.473	204,5
21	11	bmw Michael SANDER		Schnitzelalm Racing	BMW	5	4	1:57.006	14.547	1.141	203,9
22	975	cs Harry VERKERK		RFF Racing	Porsche	6	6	1:57.029	14.570	0.023	202,4
23	101	bmw Jay M HÄRLING		Schnitzelalm Racing	BMW	6	3	1:58.130	15.672	1.102	193,0
24	979	cs Karl H MEYER		K-Krämer Racing	Porsche	5	5	1:59.110	16.652	0.980	203,1
25	111	bmw Marco BÜSKER		Schnitzelalm Racing	BMW	7	5	1:59.948	17.489	0.837	189,6

Circuito de Jerez, 13 DE FEBRERO DE 2022

<p>LOS COMISARIOS DEPORTIVOS</p> <p>Hora:</p>	<p>EL DIRECTOR DE CARRERA</p> <p>Hora:</p>	<p>EL JEFE DE CRONOMETRAJE</p> <p>RESULTADOS PUBLICADOS A LAS 10:56 HORAS</p>
---	--	---



GT WINTER SERIES QUALIFYING PRACTICE 2 LAP BY LAP

Vuelta	1	2	5	9	11	18	36	72	73	77	81	90
1	2:32.360	2:28.066	2:00.113	2:03.201	2:07.009	2:12.709	PIT EXIT	2:01.910	2:09.921	2:30.662	2:23.413	2:17.085
2	1:59.397	2:13.451	1:46.608	1:53.297	1:58.288	2:00.587	2:00.457	1:47.917	1:53.118	1:50.096	2:15.082	1:59.550
3	1:52.051	1:56.748	1:47.428	1:53.479	2:00.951	1:54.544	1:45.814	1:47.484*	1:52.932	1:44.814	1:54.376*	1:54.895
4	1:52.492	1:54.855	1:52.398	1:52.818*	1:57.006*	1:53.847	1:46.176	1:52.104	1:53.302	1:43.521*	2:11.933	1:54.392*
5	2:04.040	1:55.527	1:46.557*	1:52.947	1:57.040	1:59.014	1:44.806*	1:51.439	1:55.129		1:54.792	2:10.752
6	1:50.743*	1:54.677	1:47.975	1:52.900		1:53.999		1:47.874	1:52.422		2:09.504	
7	1:51.037	1:54.136*	1:48.014	1:53.665		1:53.433*		1:48.669	1:52.525			
8				1:53.328				1:47.932	1:51.910*			

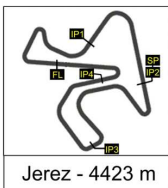
Vuelta	91	100	101	107	111	113	131	137	234	235	975	977
1	1:59.964	2:12.217	2:18.248	1:47.114	2:17.474	2:42.402	2:06.512	2:21.586	1:57.107	1:58.561	2:23.435	2:09.374
2	1:47.424	1:49.187	1:58.893	1:42.459*	2:00.526	1:58.069	1:49.014	1:57.564	1:47.582	1:48.378*	1:57.938	1:57.138
3	1:50.684	1:46.669*	1:58.130*	1:44.058	2:01.235	1:52.307*	1:50.879	1:56.082	1:47.514	1:51.068	1:57.243	1:56.198
4	1:45.766*	1:46.673	1:59.480		2:00.780	1:52.321	1:48.585*	1:53.056*	1:47.038	1:49.215	1:57.690	1:55.865*
5	1:46.575	2:27.952	1:58.752		1:59.948*	1:52.751	2:30.482		1:48.327	1:50.932	1:59.028	
6	1:46.089		1:58.615		2:01.195	2:13.699	1:49.223		1:45.652*		1:57.029*	
7	1:50.287				2:01.215				1:50.527			

Vuelta	979											
1	2:10.589											
2	PIT EXIT											
3	2:07.754											
4	1:59.848											
5	1:59.110*											



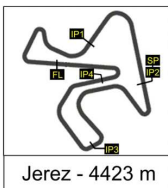
GT WINTER SERIES QUALIFYING PRACTICE 2 ANALYSIS

Número	1		2		5		9		11		18		36		
	Vta	Sector	Vuelta	Sector	Vuelta	Sector	Vuelta	Sector	Vuelta	Sector	Vuelta	Sector	Vuelta		
1	IP1	1:04.71	1:04.717	1:01.39	1:01.394	48.659	48.659	49.828	49.828	53.747	53.747	53.572	53.572	59.840	59.840
	IP2	42.108	1:46.825	40.111	1:41.505	33.584	1:22.243	33.833	1:23.661	33.383	1:27.130	37.538	1:31.110	39.821	1:39.661
	FL	45.535	2:32.360	46.561	2:28.066	37.870	2:00.113	39.540	2:03.201	39.880	2:07.009	41.599	2:12.709	4:19.53	PIT EXIT
2	IP1	47.634	47.634	50.484	50.484	40.733	40.733	43.721	43.721	45.732	45.732	46.857	46.857	53.683	53.683
	IP2	32.963	1:20.597	37.816	1:28.300	30.360	1:11.093	32.165	1:15.886	33.623	1:19.355	34.864	1:21.721	30.482	1:24.165
	FL	38.800	1:59.397	45.151	2:13.451	35.516	1:46.608	37.411	1:53.297	38.933	1:58.288	38.866	2:00.587	36.292	2:00.457
3	IP1	42.714	42.714	45.059	45.059	41.147	41.147	44.069	44.069	47.235	47.235	44.431	44.431	40.321	40.321
	IP2	32.087	1:14.801	33.098	1:18.157	30.384	1:11.531	32.088	1:16.157	33.760	1:20.995	32.377	1:16.808	29.994	1:10.315
	FL	37.250	1:52.051	38.592	1:56.748	35.897	1:47.428	37.322	1:53.479	39.956	2:00.951	37.736	1:54.544	35.499	1:45.814
4	IP1	42.285	42.285	44.137	44.137	40.912	40.912	43.398	43.398	44.982	44.982	43.264	43.264	40.316	40.316
	IP2	31.929	1:14.214	32.624	1:16.761	33.406	1:14.318	31.891	1:15.289	33.045	1:18.027	32.333	1:15.597	30.275	1:10.591
	FL	38.278	1:52.492	38.094	1:54.855	38.080	1:52.398	37.529	1:52.818	38.979	1:57.006	38.250	1:53.847	35.585	1:46.176
5	IP1	47.720	47.720	43.422	43.422	40.289	40.289	43.303	43.303	45.018	45.018	44.487	44.487	39.925	39.925
	IP2	33.899	1:21.619	32.585	1:16.007	30.063	1:10.352	32.046	1:15.349	32.875	1:17.893	32.918	1:17.405	29.854	1:09.779
	FL	42.421	2:04.040	39.520	1:55.527	36.205	1:46.557	37.598	1:52.947	39.147	1:57.040	41.609	1:59.014	35.027	1:44.806
6	IP1	42.134	42.134	44.597	44.597	41.440	41.440	43.382	43.382	45.849	45.849	44.190	44.190	45.790	45.790
	IP2	31.188	1:13.322	32.094	1:16.691	30.594	1:12.034	32.073	1:15.455	36.398	1:22.247	32.328	1:16.518	36.269	1:22.059
	FL	37.421	1:50.743	37.986	1:54.677	35.941	1:47.975	37.445	1:52.900	-----	-----	37.481	1:53.999	-----	-----
7	IP1	42.489	42.489	43.841	43.841	41.460	41.460	43.701	43.701			43.763	43.763		
	IP2	31.172	1:13.661	32.218	1:16.059	30.204	1:11.664	32.214	1:15.915			32.208	1:15.971		
	FL	37.377	1:51.037	38.077	1:54.136	36.350	1:48.014	37.750	1:53.665			37.462	1:53.433		
8	IP1					46.297	46.297	43.455	43.455			43.580	43.580		
	IP2					32.240	1:18.537	32.284	1:15.739			32.538	1:16.118		
	FL		-----		-----		-----	37.589	1:53.328				-----		



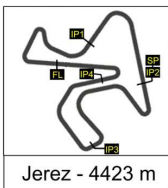
GT WINTER SERIES QUALIFYING PRACTICE 2 ANALYSIS

Número	72		73		77		81		90		91		100		
	Vta	Sector	Vuelta	Sector	Vuelta	Sector	Vuelta	Sector	Vuelta	Sector	Vuelta	Sector	Vuelta		
1	IP1	53.837	53.837	56.833	56.833	58.028	58.028	1:04.00	1:04.006	57.769	57.769	49.829	49.829	57.642	57.642
	IP2	31.336	1:25.173	33.984	1:30.817	43.792	1:41.820	36.848	1:40.854	36.875	1:34.644	32.087	1:21.916	33.659	1:31.301
	FL	36.737	2:01.910	39.105	2:09.921	48.842	2:30.662	42.559	2:23.413	42.441	2:17.085	38.048	1:59.964	40.916	2:12.217
2	IP1	40.824	40.824	43.373	43.373	44.519	44.519	53.778	53.778	46.416	46.416	41.107	41.107	41.966	41.966
	IP2	29.946	1:10.770	32.097	1:15.470	29.858	1:14.377	40.650	1:34.428	33.852	1:20.268	30.514	1:11.621	31.003	1:12.969
	FL	37.147	1:47.917	37.648	1:53.118	35.719	1:50.096	40.654	2:15.082	39.282	1:59.550	35.803	1:47.424	36.219	1:49.187
3	IP1	40.562	40.562	43.038	43.038	39.124	39.124	44.015	44.015	44.336	44.336	41.645	41.645	40.687	40.687
	IP2	29.365	1:09.927	32.291	1:15.329	29.617	1:08.741	32.256	1:16.271	32.388	1:16.724	31.746	1:13.391	30.296	1:10.983
	FL	37.557	1:47.484	37.603	1:52.932	36.073	1:44.814	38.105	1:54.376	38.171	1:54.895	37.293	1:50.684	35.686	1:46.669
4	IP1	41.287	41.287	43.397	43.397	38.952	38.952	43.846	43.846	43.819	43.819	40.564	40.564	40.471	40.471
	IP2	30.767	1:12.054	32.205	1:15.602	28.852	1:07.804	33.289	1:17.135	32.087	1:15.906	29.853	1:10.417	30.006	1:10.477
	FL	40.050	1:52.104	37.700	1:53.302	35.717	1:43.521	54.798	2:11.933	38.486	1:54.392	35.349	1:45.766	36.197	1:46.673
5	IP1	39.739	39.739	42.857	42.857	39.171	39.171	43.987	43.987	50.610	50.610	40.674	40.674	58.926	58.926
	IP2	31.490	1:11.229	33.907	1:16.764	28.756	1:07.927	32.384	1:16.371	36.084	1:26.694	29.954	1:10.628	50.307	1:49.233
	FL	40.210	1:51.439	38.365	1:55.129	-----	-----	38.421	1:54.792	44.059	2:10.752	35.947	1:46.575	38.719	2:27.952
6	IP1	41.130	41.130	43.174	43.174			44.108	44.108	43.958	43.958	40.623	40.623	40.714	40.714
	IP2	30.750	1:11.880	32.010	1:15.184			32.355	1:16.463	35.473	1:19.431	29.950	1:10.573	37.195	1:17.909
	FL	35.994	1:47.874	37.238	1:52.422			53.041	2:09.504	-----	-----	35.516	1:46.089	-----	-----
7	IP1	41.466	41.466	42.504	42.504			1:16.52	1:16.525			40.784	40.784		
	IP2	30.370	1:11.836	32.280	1:14.784			52.161	2:08.686			32.398	1:13.182		
	FL	36.833	1:48.669	37.741	1:52.525			-----	-----			37.105	1:50.287		
8	IP1	41.109	41.109	42.673	42.673							41.613	41.613		
	IP2	30.183	1:11.292	31.967	1:14.640							30.893	1:12.506		
	FL	36.640	1:47.932	37.271	1:51.910							-----	-----		



GT WINTER SERIES QUALIFYING PRACTICE 2 ANALYSIS

Número	101		107		111		113		131		137		234		
	Vta	Sector	Vuelta	Sector	Vuelta	Sector	Vuelta	Sector	Vuelta	Sector	Vuelta	Sector	Vuelta		
1	IP1	59.336	59.336	44.350	44.350	58.900	58.900	1:10.60	1:10.604	54.828	54.828	1:01.86	1:01.860	49.417	49.417
	IP2	36.508	1:35.844	28.690	1:13.040	35.891	1:34.791	45.476	1:56.080	33.643	1:28.471	37.885	1:39.745	30.546	1:19.963
	FL	42.404	2:18.248	34.074	1:47.114	42.683	2:17.474	46.322	2:42.402	38.041	2:06.512	41.841	2:21.586	37.144	1:57.107
2	IP1	45.761	45.761	39.777	39.777	46.386	46.386	46.219	46.219	41.305	41.305	46.197	46.197	40.148	40.148
	IP2	33.367	1:19.128	28.598	1:08.375	33.808	1:20.194	33.747	1:19.966	30.217	1:11.522	33.083	1:19.280	31.825	1:11.973
	FL	39.766	1:58.893	34.084	1:42.459	40.332	2:00.526	38.103	1:58.069	37.492	1:49.014	38.284	1:57.564	35.609	1:47.582
3	IP1	45.434	45.434	40.061	40.061	46.993	46.993	42.982	42.982	41.387	41.387	44.160	44.160	40.766	40.766
	IP2	33.140	1:18.574	29.130	1:09.191	34.077	1:21.070	31.927	1:14.909	30.635	1:12.022	33.494	1:17.654	30.788	1:11.554
	FL	39.557	1:58.130	34.867	1:44.058	40.165	2:01.235	37.398	1:52.307	38.857	1:50.879	38.428	1:56.082	35.961	1:47.514
4	IP1	45.563	45.563	39.162	39.162	46.316	46.316	42.958	42.958	40.910	40.910	43.216	43.216	40.561	40.561
	IP2	33.183	1:18.746	28.753	1:07.915	33.808	1:20.124	31.749	1:14.707	31.300	1:12.210	31.682	1:14.898	30.832	1:11.393
	FL	40.734	1:59.480			40.656	2:00.780	37.614	1:52.321	36.375	1:48.585	38.158	1:53.056	35.646	1:47.038
5	IP1	45.667	45.667			46.100	46.100	43.088	43.088	41.583	41.583	43.113	43.113	40.786	40.786
	IP2	33.303	1:18.970			33.711	1:19.811	31.903	1:14.991	1:08.90	1:50.484	32.343	1:15.456	29.854	1:10.640
	FL	39.782	1:58.752			40.137	1:59.948	37.760	1:52.751	39.998	2:30.482			37.687	1:48.327
6	IP1	45.561	45.561			46.026	46.026	43.312	43.312	41.702	41.702			40.367	40.367
	IP2	33.226	1:18.787			34.098	1:20.124	51.972	1:35.284	31.037	1:12.739			29.715	1:10.082
	FL	39.828	1:58.615			41.072	2:01.195	38.415	2:13.699	36.484	1:49.223			35.570	1:45.652
7	IP1	46.739	46.739			46.368	46.368	43.792	43.792	46.313	46.313			40.639	40.639
	IP2	34.502	1:21.241			33.834	1:20.202	32.951	1:16.743	35.577	1:21.890			33.808	1:14.447
	FL					41.013	2:01.215							36.080	1:50.527
8	IP1													43.651	43.651
	IP2													34.668	1:18.319
	FL														



GT WINTER SERIES QUALIFYING PRACTICE 2 ANALYSIS

Número	235		975		977		979		0		0		0	
	Vta	Sector	Vuelta	Sector	Vuelta	Sector	Vuelta	Sector	Vuelta	Sector	Vuelta	Sector	Vuelta	
1	IP1	49.812	49.812	57.757	57.757	54.872	54.872	54.659	54.659					
	IP2	31.778	1:21.590	42.970	1:40.727	34.637	1:29.509	35.317	1:29.976					
	FL	36.971	1:58.561	42.708	2:23.435	39.865	2:09.374	40.613	2:10.589					
2	IP1	41.201	41.201	45.400	45.400	45.140	45.140	46.329	46.329					
	IP2	30.717	1:11.918	33.441	1:18.841	33.128	1:18.268	33.775	1:20.104					
	FL	36.460	1:48.378	39.097	1:57.938	38.871	1:57.138	5:07.44	PIT EXIT					
3	IP1	41.673	41.673	44.959	44.959	45.100	45.100	53.268	53.268					
	IP2	31.498	1:13.171	33.601	1:18.560	32.706	1:17.806	34.515	1:27.783					
	FL	37.897	1:51.068	38.683	1:57.243	38.392	1:56.198	39.971	2:07.754					
4	IP1	41.802	41.802	44.633	44.633	44.296	44.296	46.958	46.958					
	IP2	31.307	1:13.109	33.802	1:18.435	33.122	1:17.418	33.382	1:20.340					
	FL	36.106	1:49.215	39.255	1:57.690	38.447	1:55.865	39.508	1:59.848					
5	IP1	42.413	42.413	45.492	45.492	47.779	47.779	45.313	45.313					
	IP2	31.830	1:14.243	33.580	1:19.072	37.909	1:25.688	33.709	1:19.022					
	FL	36.689	1:50.932	39.956	1:59.028		-----	40.089	1:59.110					
6	IP1	49.451	49.451	44.615	44.615									
	IP2	40.644	1:30.095	32.929	1:17.544									
	FL		-----	39.485	1:57.029				-----					
7	IP1			54.901	54.901									
	IP2			39.759	1:34.660									
	FL				-----									
8	IP1													
	IP2													
	FL													



Jerez - 4423 m

GT WINTER SERIES QUALIFYING PRACTICE 2 40 BEST LAPS

Dorsal	Piloto	Nat	Equipo	Maq.	Hora	Vuelta	Tiempo
107	Michael JOOS		Team Joos Sportwagentechnik	Porsche	9:31:46	2	1:42.459
77	Marcin JEDLINSKI		Olimp Racing Team	Mercedes	9:35:12	4	1:43.521
107	Michael JOOS		Team Joos Sportwagentechnik	Porsche	9:33:30	3	1:44.058
36	Piotr WIRA*		Good Speed Racing	Mercedes	9:38:31	5	1:44.806
77	Marcin JEDLINSKI		Olimp Racing Team	Mercedes	9:33:29	3	1:44.814
234	Manuel LAUCK		PZ 5 Seen Motorsport	Porsche	9:36:06	6	1:45.652
91	Oscar LOFQUIST*		Kjellin Motorsports	Porsche	9:32:35	4	1:45.766
36	Piotr WIRA*		Good Speed Racing	Mercedes	9:35:00	3	1:45.814
91	Oscar LOFQUIST*		Kjellin Motorsports	Porsche	9:36:08	6	1:46.089
36	Piotr WIRA*		Good Speed Racing	Mercedes	9:36:47	4	1:46.176
5	Stanislaw JEDLINSKI*		Olimp Racing Team	Audi	9:34:38	5	1:46.557
91	Oscar LOFQUIST*		Kjellin Motorsports	Porsche	9:34:21	5	1:46.575
5	Stanislaw JEDLINSKI*		Olimp Racing Team	Audi	9:29:12	2	1:46.608
100	Klaus HORN*		Team Joos Sportwagentechnik	Porsche	9:32:31	3	1:46.669
100	Klaus HORN*		Team Joos Sportwagentechnik	Porsche	9:34:18	4	1:46.673
234	Manuel LAUCK		PZ 5 Seen Motorsport	Porsche	9:32:32	4	1:47.038
107	Michael JOOS		Team Joos Sportwagentechnik	Porsche	9:30:03	1	1:47.114
91	Oscar LOFQUIST*		Kjellin Motorsports	Porsche	9:28:58	2	1:47.424
5	Stanislaw JEDLINSKI*		Olimp Racing Team	Audi	9:30:59	3	1:47.428
72	Uwe LAUER		Die Biermacher Racing	Ferrari	9:30:55	3	1:47.484
234	Manuel LAUCK		PZ 5 Seen Motorsport	Porsche	9:30:45	3	1:47.514
234	Manuel LAUCK		PZ 5 Seen Motorsport	Porsche	9:28:57	2	1:47.582
72	Uwe LAUER		Die Biermacher Racing	Ferrari	9:36:27	6	1:47.874
72	Uwe LAUER		Die Biermacher Racing	Ferrari	9:29:08	2	1:47.917
72	Uwe LAUER		Die Biermacher Racing	Ferrari	9:40:03	8	1:47.932
5	Stanislaw JEDLINSKI*		Olimp Racing Team	Audi	9:36:26	6	1:47.975
5	Stanislaw JEDLINSKI*		Olimp Racing Team	Audi	9:38:14	7	1:48.014
234	Manuel LAUCK		PZ 5 Seen Motorsport	Porsche	9:34:20	5	1:48.327
235	Franz WOERLE		PZ 5 Seen Motorsport	Porsche	9:28:60	2	1:48.378
131	David ASSFALG		HP Racing International	Porsche	9:32:43	4	1:48.585
72	Uwe LAUER		Die Biermacher Racing	Ferrari	9:38:15	7	1:48.669
131	David ASSFALG		HP Racing International	Porsche	9:29:04	2	1:49.014
100	Klaus HORN*		Team Joos Sportwagentechnik	Porsche	9:30:44	2	1:49.187
235	Franz WOERLE		PZ 5 Seen Motorsport	Porsche	9:32:41	4	1:49.215
131	David ASSFALG		HP Racing International	Porsche	9:37:03	6	1:49.223
77	Marcin JEDLINSKI		Olimp Racing Team	Mercedes	9:31:44	2	1:50.096
91	Oscar LOFQUIST*		Kjellin Motorsports	Porsche	9:37:58	7	1:50.287
234	Manuel LAUCK		PZ 5 Seen Motorsport	Porsche	9:37:56	7	1:50.527
91	Oscar LOFQUIST*		Kjellin Motorsports	Porsche	9:30:49	3	1:50.684
1	Gabriela JILKOVA		Drago Racing Team ZVO	Mercedes	9:38:48	6	1:50.743



GT WINTER SERIES QUALIFYING PRACTICE 2 TOP FIVE LAPS

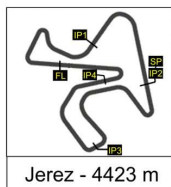
Piloto	Nat	Equipo	Top Five Laps				
107 Michael JOOS		Team Joos Sportwagentechnik	1:42.459	1:44.058	1:47.114	PIT EXIT	
77 Marcin JEDLINSKI		Olimp Racing Team	1:43.521	1:44.814	1:50.096	2:30.662	PIT EXIT
36 Piotr WIRA*		Good Speed Racing	1:44.806	1:45.814	1:46.176	2:00.457	PIT EXIT
234 Manuel LAUCK		PZ 5 Seen Motorsport	1:45.652	1:47.038	1:47.514	1:47.582	1:48.327
91 Oscar LOFQUIST*		Kjellin Motorsports	1:45.766	1:46.089	1:46.575	1:47.424	1:50.287
5 Stanislaw JEDLINSKI*		Olimp Racing Team	1:46.557	1:46.608	1:47.428	1:47.975	1:48.014
100 Klaus HORN*		Team Joos Sportwagentechnik	1:46.669	1:46.673	1:49.187	2:12.217	2:27.952
72 Uwe LAUER		Die Biermacher Racing	1:47.484	1:47.874	1:47.917	1:47.932	1:48.669
235 Franz WOERLE		PZ 5 Seen Motorsport	1:48.378	1:49.215	1:50.932	1:51.068	1:58.561
131 David ASSFALG		HP Racing International	1:48.585	1:49.014	1:49.223	1:50.879	2:06.512
1 Gabriela JILKOVA		Drago Racing Team ZVO	1:50.743	1:51.037	1:52.051	1:52.492	1:59.397
73 Ralf SCHUCHMANN*		Die Biermacher Racing	1:51.910	1:52.422	1:52.525	1:52.932	1:53.118
113 Chris HILLABY*		Mental Motorsports Marbella	1:52.307	1:52.321	1:52.751	1:58.069	2:13.699
9 Moritz GISY*		Racing One	1:52.818	1:52.900	1:52.947	1:53.297	1:53.328
137 Andreas GREILING*		MS Racing	1:53.056	1:56.082	1:57.564	2:21.586	PIT EXIT
18 Henrik PEDERSEN		Racing One	1:53.433	1:53.847	1:53.999	1:54.544	1:59.014
2 Josef LISKA		Drago Racing Team ZVO	1:54.136	1:54.677	1:54.855	1:55.527	1:56.748
81 JM DE LOS MILAGROS		BMW España Motorsport	1:54.376	1:54.792	2:09.504	2:11.933	2:15.082
90 Andrius ZEMAITIS*		ProGT	1:54.392	1:54.895	1:59.550	2:10.752	2:17.085
977 Julian NETZBANDT		K-Krämer Racing	1:55.865	1:56.198	1:57.138	2:09.374	PIT EXIT
11 Michael SANDER		Schnitzelalm Racing	1:57.006	1:57.040	1:58.288	2:00.951	2:07.009
975 Harry VERKERK		RFF Racing	1:57.029	1:57.243	1:57.690	1:57.938	1:59.028
101 Jay M HÄRLING		Schnitzelalm Racing	1:58.130	1:58.615	1:58.752	1:58.893	1:59.480
979 Karl H MEYER		K-Krämer Racing	1:59.110	1:59.848	2:07.754	2:10.589	PIT EXIT
111 Marco BÜSKER		Schnitzelalm Racing	1:59.948	2:00.526	2:00.780	2:01.195	2:01.215



Jerez - 4423 m

GT WINTER SERIES QUALIFYING PRACTICE 2 40 BEST MAXIMUM SPEEDS

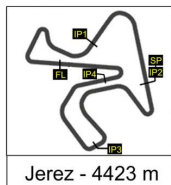
Dorsal	Piloto	Nat	Equipo	Maq.	Hora	Vuelta	Vmax
5	Stanislaw JEDLINSKI*		Olimp Racing Team	Audi	9:33:32	4	229,2
72	Uwe LAUER		Die Biermacher Racing	Ferrari	9:33:27	4	227,5
5	Stanislaw JEDLINSKI*		Olimp Racing Team	Audi	9:37:08	6	227,4
5	Stanislaw JEDLINSKI*		Olimp Racing Team	Audi	9:28:06	1	227,2
72	Uwe LAUER		Die Biermacher Racing	Ferrari	9:28:01	1	226,9
91	Oscar LOFQUIST*		Kjellin Motorsports	Porsche	9:29:40	2	226,8
91	Oscar LOFQUIST*		Kjellin Motorsports	Porsche	9:36:48	6	226,7
72	Uwe LAUER		Die Biermacher Racing	Ferrari	9:29:48	2	226,5
107	Michael JOOS		Team Joos Sportwagentechnik	Porsche	9:30:43	1	226,3
107	Michael JOOS		Team Joos Sportwagentechnik	Porsche	9:28:60	0	226,3
234	Manuel LAUCK		PZ 5 Seen Motorsport	Porsche	9:35:00	5	225,9
107	Michael JOOS		Team Joos Sportwagentechnik	Porsche	9:32:26	2	225,7
235	Franz WOERLE		PZ 5 Seen Motorsport	Porsche	9:29:42	2	225,5
77	Marcin JEDLINSKI		Olimp Racing Team	Mercedes	9:32:23	2	225,3
91	Oscar LOFQUIST*		Kjellin Motorsports	Porsche	9:35:02	5	225,2
5	Stanislaw JEDLINSKI*		Olimp Racing Team	Audi	9:39:00	7	225,2
235	Franz WOERLE		PZ 5 Seen Motorsport	Porsche	9:31:33	3	225,1
234	Manuel LAUCK		PZ 5 Seen Motorsport	Porsche	9:36:46	6	225,1
131	David ASSFALG		HP Racing International	Porsche	9:29:45	2	225,0
72	Uwe LAUER		Die Biermacher Racing	Ferrari	9:38:56	7	225,0
5	Stanislaw JEDLINSKI*		Olimp Racing Team	Audi	9:29:53	2	225,0
234	Manuel LAUCK		PZ 5 Seen Motorsport	Porsche	9:33:13	4	224,9
235	Franz WOERLE		PZ 5 Seen Motorsport	Porsche	9:33:23	4	224,7
234	Manuel LAUCK		PZ 5 Seen Motorsport	Porsche	9:31:25	3	224,5
72	Uwe LAUER		Die Biermacher Racing	Ferrari	9:31:37	3	224,5
91	Oscar LOFQUIST*		Kjellin Motorsports	Porsche	9:31:30	3	224,4
131	David ASSFALG		HP Racing International	Porsche	9:33:25	4	224,3
5	Stanislaw JEDLINSKI*		Olimp Racing Team	Audi	9:31:40	3	224,2
234	Manuel LAUCK		PZ 5 Seen Motorsport	Porsche	9:27:50	1	224,2
72	Uwe LAUER		Die Biermacher Racing	Ferrari	9:35:20	5	224,1
107	Michael JOOS		Team Joos Sportwagentechnik	Porsche	9:34:09	3	224,0
100	Klaus HORN*		Team Joos Sportwagentechnik	Porsche	9:37:26	5	224,0
36	Piotr WIRA*		Good Speed Racing	Mercedes	9:35:41	3	224,0
91	Oscar LOFQUIST*		Kjellin Motorsports	Porsche	9:27:52	1	224,0
235	Franz WOERLE		PZ 5 Seen Motorsport	Porsche	9:26:03	0	223,9
5	Stanislaw JEDLINSKI*		Olimp Racing Team	Audi	9:26:14	0	223,8
36	Piotr WIRA*		Good Speed Racing	Mercedes	9:37:27	4	223,7
91	Oscar LOFQUIST*		Kjellin Motorsports	Porsche	9:33:16	4	223,6
131	David ASSFALG		HP Racing International	Porsche	9:35:55	5	223,6
77	Marcin JEDLINSKI		Olimp Racing Team	Mercedes	9:35:52	4	223,5



Jerez - 4423 m

GT WINTER SERIES QUALIFYING PRACTICE 2 TOP FIVE MAXIMUM SPEEDS

Piloto	Nat Equipo	Top Five Vmax				
5 Stanislaw JEDLINSKI*	Olimp Racing Team	229,2	227,4	227,2	225,2	225,0
72 Uwe LAUER	Die Biermacher Racing	227,5	226,9	226,5	225,0	224,5
91 Oscar LOFQUIST*	Kjellin Motorsports	226,8	226,7	225,2	224,4	224,0
107 Michael JOOS	Team Joos Sportwagentechnik	226,3	226,3	225,7	224,0	
234 Manuel LAUCK	PZ 5 Seen Motorsport	225,9	225,1	224,9	224,5	224,2
235 Franz WOERLE	PZ 5 Seen Motorsport	225,5	225,1	224,7	223,9	221,3
77 Marcin JEDLINSKI	Olimp Racing Team	225,3	223,5	223,1	200,2	149,4
131 David ASSFALG	HP Racing International	225,0	224,3	223,6	222,8	222,0
36 Piotr WIRA*	Good Speed Racing	224,0	223,7	223,1	221,2	190,4
100 Klaus HORN*	Team Joos Sportwagentechnik	224,0	221,9	221,9	215,5	207,9
73 Ralf SCHUCHMANN*	Die Biermacher Racing	216,9	216,9	216,3	214,2	213,8
113 Chris HILLABY*	Mental Motorsports Marbella	216,8	215,8	215,5	215,1	214,0
18 Henrik PEDERSEN	Racing One	211,6	211,2	210,7	210,4	210,2
9 Moritz GISY*	Racing One	211,4	211,4	211,4	211,0	211,0
137 Andreas GREILING*	MS Racing	208,5	207,7	207,1	204,6	141,1
1 Gabriela JILKOVA	Drago Racing Team ZVO	207,7	206,8	206,0	205,9	201,5
81 JM DE LOS MILAGROS	BMW España Motorsport	205,3	204,5	204,4	203,9	174,1
2 Josef LISKA	Drago Racing Team ZVO	204,6	204,0	203,7	202,9	200,3
977 Julian NETZBANDT	K-Krämer Racing	204,5	204,2	203,8	187,8	175,8
11 Michael SANDER	Schnitzelalm Racing	203,9	203,1	202,6	193,8	186,2
979 Karl H MEYER	K-Krämer Racing	203,1	202,8	199,7	199,4	185,2
90 Andrius ZEMAITIS*	ProGT	202,8	202,4	201,6	201,0	195,7
975 Harry VERKERK	RFF Racing	202,4	202,0	201,9	201,7	200,7
101 Jay M HÄRLING	Schnitzelalm Racing	193,0	191,9	190,6	190,3	190,1
111 Marco BÜSKER	Schnitzelalm Racing	189,6	189,6	189,3	189,0	188,5



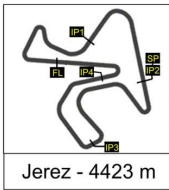
Jerez - 4423 m

GT WINTER SERIES RACE 2 STARTING GRID



	2		
1	77	Marcin JEDLINSKI	1:43.521
	4		
2	234	Manuel LAUCK	1:45.652
	6		
3	5	Stanislaw JEDLINSKI*	1:46.557
	8		
4	72	Uwe LAUER	1:47.484
	10		
5	131	David ASSFALG	1:48.585
	12		
6	73	Ralf SCHUCHMANN*	1:51.911
	14		
7	9	Moritz GISY*	1:52.818
	16		
8	18	Henrik PEDERSEN	1:53.433
	18		
9	81	JM DE LOS MILAGROS	1:54.376
	20		
10	977	Julian NETZBANDT	1:55.865
	22		
11	975	Harry VERKERK	1:57.029
	24		
12	979	Karl H MEYER	1:59.111
	26		
13	14	Javier IBRAN	---
14			

	1		
107		Michael JOOS	1:42.459
	3		
36		Piotr WIRA*	1:44.806
	5		
91		Oscar LOFQUIST*	1:45.766
	7		
100		Klaus HORN*	1:46.669
	9		
235		Franz WOERLE	1:48.378
	11		
1		Gabriela JILKOVA	1:50.743
	13		
113		Chris HILLABY*	1:52.307
	15		
137		Andreas GREILING*	1:53.056
	17		
2		Josef LISKA	1:54.136
	19		
90		Andrius ZEMAITIS*	1:54.392
	21		
11		Michael SANDER	1:57.006
	23		
101		Jay M HÄRLING	1:58.131
	25		
111		Marco BÜSKER	1:59.948
	27		
45		David HENN	---

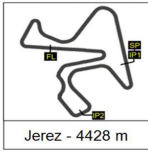


16

GT WINTER SERIES RACE 2 STARTING GRID

LOS COMISARIOS DEPORTIVOS

EL JEFE DE CRONOMETRAJE



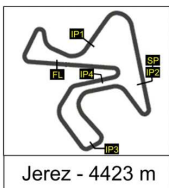
GT WINTER SERIES
TWO SESSIONS AVERAGE RESULTS

Or	#	Drivers	Team	Car	Session 1			Session 2			Average	
					TL	BL	TIME	TL	BL	TIME	TL	TIME
1	107	Joos-Horn	Team Joos Sportwagenteknik	Porsche	3	3	1:41.622	3	2	1:42.459	6	1:42,041
2	77	Jedlinski-Basz	Olimp Racing Team	Mercedes	5	5	1:40.883	4	4	1:43.521	9	1:42,202
3	234	Dreisow-Lauck	PZ 5 Seen Motorsport	Porsche	7	5	1:44.212	7	6	1:45.652	14	1:44,932
4	91	Lofquist	Kjellin Motorsports	Porsche	7	5	1:45.968	7	4	1:45.766	14	1:45,867
5	100	Horn	Team Joos Sportwagenteknik	Porsche	8	6	1:46.471	5	3	1:46.669	13	1:46,570
6	72	Lauer-Lopez	Die Biermacher Racing	Ferrari	6	4	1:46.285	8	3	1:47.484	14	1:46,885
7	5	Jedlinski	Olimp Racing Team	Audi	5	4	1:47.843	7	5	1:46.557	12	1:47,200
8	36	Wira	Good Speed Racing	Mercedes	4	2	1:49.825	5	5	1:44.806	9	1:47,316
9	131	Ziegler-Assfalg	HP Racing International	Porsche	4	4	1:47.127	6	4	1:48.585	10	1:47,856
10	235	Woerle-Kindsmüller	PZ 5 Seen Motorsport	Porsche	5	4	1:47.644	5	2	1:48.378	10	1:48,011
11	1	Haub-Jilkova	Drago Racing Team ZVO	Mercedes	8	8	1:50.368	7	6	1:50.743	15	1:50,556
12	18	Pedersen-Lungstrass	Racing One	Aston	6	5	1:48.997	7	7	1:53.433	13	1:51,215
13	9	Gisy	Racing One	Aston	6	4	1:52.593	8	4	1:52.818	14	1:52,706
14	113	Hillaby	Mental Motorsports Marbella	Porsche	8	4	1:53.195	6	3	1:52.307	14	1:52,751
15	137	Greiling	MS Racing	Porsche	7	7	1:53.765	4	4	1:53.056	11	1:53,411
16	73	Schuchmann	Die Biermacher Racing	Ferrari	7	6	1:55.458	8	8	1:51.910	15	1:53,684
17	2	Tóth-Liska	Drago Racing Team ZVO	Mercedes	7	6	1:54.475	7	7	1:54.136	14	1:54,306
18	90	Zemaitis	ProGT	Porsche	5	4	1:55.117	5	4	1:54.392	10	1:54,755
19	81	de los Milagros-Marti	BMW España Motorsport	BMW	6	4	1:55.346	6	3	1:54.376	12	1:54,861
20	11	Sander-Marchewicz	Schnitzelalm Racing	BMW	5	3	1:54.437	5	4	1:57.006	10	1:55,722
21	975	Verkerk-Verkerk	RFF Racing	Porsche	4	4	1:54.789	6	6	1:57.029	10	1:55,909
22	977	Netzbandt-Krämer	K-Krämer Racing	Porsche	6	4	1:56.467	4	4	1:55.865	10	1:56,166
23	979	Meyer-Schoenborn	K-Krämer Racing	Porsche	7	4	1:59.886	5	5	1:59.110	12	1:59,498
24	101	Kieslich-Härtling	Schnitzelalm Racing	BMW	6	5	2:01.463	6	3	1:58.130	12	1:59,797
25	111	Kolb-Büscher	Schnitzelalm Racing	BMW	7	7	2:00.005	7	5	1:59.948	14	1:59,977
26	14	Ibran	BE Motorsport	Ligier	2	2	1:45.997			----	2	----

Resultados publicados a las 09:40 horas
LOS COMISARIOS DEPORTIVOS

Circuito de Jerez, 13 de febrero de 2022
EL JEFE DE CRONOMETRAJE



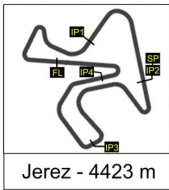


GT WINTER SERIES RACE 3 STARTING GRID



		2	
1	77	Marcin JEDLINSKI	1:40.883
		4	
2	91	Oscar LOFQUIST	1:45.968
		6	
3	72	Uwe LAUER	1:46.285
		8	
4	36	Piotr WIRA	1:49.825
		10	
5	235	Franz WOERLE	1:47.644
		12	
6	18	Henrik PEDERSEN	1:48.997
		14	
7	113	Chris HILLABY	1:53.195
		16	
8	73	Ralf SCHUCHMANN	1:55.458
		18	
9	90	Andrius ZEMAITIS	1:55.117
		20	
10	11	Michael SANDER	1:54.437
		22	
11	977	Julian NETZBANDT	1:56.467
		24	
12	101	Timo KIESLICH	2:01.463
		26	
13	14	Javier IBRAN	---
14			

		1	
107		Michael JOOS	1:41.622
		3	
234		Jörg DREISOW	1:44.212
		5	
100		Klaus HORN	1:46.471
		7	
5		Stanislaw JEDLINSKI	1:47.843
		9	
131		Ulrich ZIEGLER	1:47.127
		11	
1		Robert HAUB	1:50.368
		13	
9		Moritz GISY	1:52.593
		15	
137		Andreas GREILING	1:53.765
		17	
2		Martin TOTH	1:54.475
		19	
81		JM de los MILAGROS	1:55.346
		21	
975		Patrick VERKERK	1:54.789
		23	
979		Karl H MEYER	1:59.886
		25	
111		Carl F KOLB	2:00.005
		27	
45		David HENN	---



18

GT WINTER SERIES RACE 3 STARTING GRID

LOS COMISARIOS DEPORTIVOS

EL JEFE DE CRONOMETRAJE