



Jerez - 4423 m



1

## GT WINTER SERIES QUALIFYING PRACTICE 1 RESULTS

CONDICIONES ATMOSFERICAS: **Soleado**

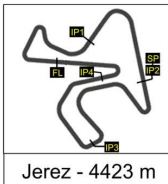
ESTADO DE LA PISTA:

Ord.	#	Piloto	Licencia	Club	Marca	NV	VR	Tiempo	Gap	Intv	VMax
1	77	gtr Karol BASZ		Olimp Racing Team	Mercedes	5	5	<b>1:40.883</b>	----	----	<b>224,5</b>
2	107	gtr Michael JOOS		Team Joos Sportwagentechn	Porsche	3	3	<b>1:41.622</b>	0.739	0.739	<b>224,1</b>
3	234	gtr Jörg DREISOW		PZ 5 Seen Motorsport	Porsche	7	5	<b>1:44.212</b>	3.329	2.590	<b>225,5</b>
4	91	cr Oscar LOFQUIST		Kjellin Motorsports	Porsche	7	5	<b>1:45.968</b>	5.085	1.756	<b>226,4</b>
5	14	pro Javier IBRAN		BE Motorsport	Ligier	2	2	<b>1:45.997</b>	5.114	0.029	<b>229,3</b>
6	72	gtr Uwe LAUER		Die Biermacher Racing	Ferrari	6	4	<b>1:46.285</b>	5.402	0.288	<b>227,8</b>
7	100	gtr Klaus HORN		Team Joos Sportwagentechn	Porsche	8	6	<b>1:46.471</b>	5.588	0.186	<b>225,5</b>
8	131	cr Ulrich ZIEGLER		HP Racing International	Porsche	4	4	<b>1:47.127</b>	6.244	0.656	<b>224,1</b>
9	235	cr Christian KINDSMÜLLER		PZ 5 Seen Motorsport	Porsche	5	4	<b>1:47.644</b>	6.761	0.517	<b>225,0</b>
10	5	gtr Stanislaw JEDLINSKI		Olimp Racing Team	Audi	5	4	<b>1:47.843</b>	6.960	0.199	<b>229,3</b>
11	18	gt4 Markus LUNGSTRASS		Racing One	Aston	6	5	<b>1:48.997</b>	8.114	1.154	<b>213,0</b>
12	36	gtr Piotr WIRA		Good Speed Racing	Mercedes	4	2	<b>1:49.825</b>	8.942	0.828	<b>221,8</b>
13	1	gt4 Robert HAUB		Drago Racing Team ZVO	Mercedes	8	8	<b>1:50.368</b>	9.485	0.543	<b>207,3</b>
14	9	gt4 Moritz GISY		Racing One	Aston	6	4	<b>1:52.593</b>	11.710	2.225	<b>213,9</b>
15	113	cr Chris HILLABY		Mental Motorsports Marbella	Porsche	8	4	<b>1:53.195</b>	12.312	0.602	<b>217,3</b>
16	137	cs Andreas GREILING		MS Racing	Porsche	7	7	<b>1:53.765</b>	12.882	0.570	<b>208,5</b>
17	11	bmw Marcel MARCHEWICZ		Schnitzelalm Racing	BMW	5	3	<b>1:54.437</b>	13.554	0.672	<b>204,9</b>
18	2	gt4 Martin TOTH		Drago Racing Team ZVO	Mercedes	7	6	<b>1:54.475</b>	13.592	0.038	<b>204,5</b>
19	975	cs Patrick VERKERK		RFF Racing	Porsche	4	4	<b>1:54.789</b>	13.906	0.314	<b>206,5</b>
20	90	cs Andrius ZEMAITIS		ProGT	Porsche	5	4	<b>1:55.117</b>	14.234	0.328	<b>203,0</b>
21	81	bmw Nerea MARTÍ		BMW España Motorsport	BMW	6	4	<b>1:55.346</b>	14.463	0.229	<b>205,3</b>
22	73	cr Ralf SCHUCHMANN		Die Biermacher Racing	Ferrari	7	6	<b>1:55.458</b>	14.575	0.112	<b>214,3</b>
23	977	cs Julian NETZBANDT		K-Krämer Racing	Porsche	6	4	<b>1:56.467</b>	15.584	1.009	<b>205,7</b>
24	979	cs Karl H MEYER		K-Krämer Racing	Porsche	7	4	<b>1:59.886</b>	19.003	3.419	<b>200,7</b>
25	111	bmw Carl F KOLB		Schnitzelalm Racing	BMW	7	7	<b>2:00.005</b>	19.122	0.119	<b>187,2</b>
26	101	bmw Timo KIESLICH		Schnitzelalm Racing	BMW	6	5	<b>2:01.463</b>	20.580	1.458	<b>190,8</b>

#36 y #5 han sido penalizados con la anulación de sus dos mejores tiempos en aplicación del artículo 12.1.a (1) del Reglamento Deportivo de la prueba.

Circuito de Jerez, 13 DE FEBRERO DE 2022

<b>LOS COMISARIOS DEPORTIVOS</b>  Hora:	<b>EL DIRECTOR DE CARRERA</b>  Hora:	<b>EL JEFE DE CRONOMETRAJE</b>  RESULTADOS PUBLICADOS A LAS 10:39 HORAS
---	--	---



Jerez - 4423 m



2

## GT WINTER SERIES QUALIFYING PRACTICE 1 LAP BY LAP

Vuelta	1	2	5	11	14	18	36	73	77	81	90	91
1								2:20.028	2:07.561	2:38.091	2:28.996	2:30.810
1				PIT EXIT	2:04.896	2:10.501	2:04.475					
1	2:34.255	2:29.074	2:09.358									
2								2:03.833	1:42.136	2:07.378	2:13.547	2:04.691
2				2:01.338	1:45.997*	1:50.885	1:49.825*					
2	2:14.683	2:26.188	1:50.482									
3								1:57.703	1:41.848	1:56.497	1:56.734	1:55.299
3				1:54.437*		PIT EXIT	PIT EXIT					
3	2:06.864	2:00.396	1:51.797									
4								1:56.189	1:50.098	1:55.346*	1:55.117*	1:46.891
4				1:55.723		1:57.067	1:56.305					
4	1:55.544	1:57.599	1:47.843*									
5								1:56.708	1:40.883*	2:15.279	1:55.132	1:45.968*
5	1:50.441	1:55.525	1:53.668									
5				1:54.722		1:48.997*						
6								1:55.458*		1:55.504		1:51.655
6						2:19.655						
6	1:50.812	1:54.475*										
7	1:55.169	1:56.583						1:57.220				1:51.578
8	1:50.368*											

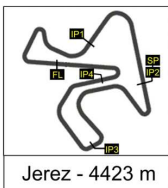
Vuelta	100	101	107	111	113	131	137	234	235	975	977	979
1	2:24.505	2:58.738	2:21.098	2:58.570	PIT EXIT	2:15.279	2:27.008	2:07.456	2:27.584	2:53.154	2:31.526	2:31.126
2	2:00.324	2:32.538	1:46.215	2:31.339	2:09.126	2:02.834	2:03.267	1:47.457	2:01.504	2:14.508	1:57.646	2:04.608
3	2:10.299	2:06.534	1:41.622*	2:06.521	1:54.259	1:49.222	1:56.166	1:46.083	1:49.161	1:55.531	1:56.635	2:01.364
4	1:47.527	2:02.397		2:02.744	1:53.195*	1:47.127*	2:01.825	1:56.138	1:47.644*	1:54.789*	1:56.467*	1:59.886*
5	1:46.945	2:01.463*		2:01.633	1:53.409		2:01.884	1:44.212*	1:59.293		1:56.587	2:02.330
6	1:46.471*	2:02.508		2:03.027	1:54.873		1:55.001	1:51.146			1:56.951	2:01.719
7	1:47.005			2:00.005*	1:56.322		1:53.765*	2:00.677				2:02.087
8	1:47.362				1:55.244							

Vuelta												
1	2:05.225											
1	2:14.810											
2	1:55.242											
2	1:56.304											
3	1:48.069											
3	1:52.726											
4	1:46.285*											
4	1:52.593*											
5	1:53.274											
5	1:50.889											
6	1:55.651											
6	2:02.538											



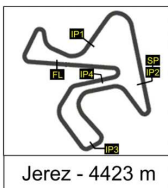
## GT WINTER SERIES QUALIFYING PRACTICE 1 ANALYSIS

Número	1		2		5		9		11		14		18		
	Vta	Sector	Vuelta	Sector	Vuelta	Sector	Vuelta	Sector	Vuelta	Sector	Vuelta	Sector	Vuelta		
1	IP1	1:04.94	1:04.947	1:03.98	1:03.984	58.708	58.708	<b>0.000</b>	<b>0.000</b>	59.766	59.766	51.921	51.921	53.639	53.639
	IP2	41.563	1:46.510	39.275	1:43.259	32.597	1:31.305	36.045	<b>36.045</b>	34.132	1:33.898	33.294	1:25.215	34.361	1:28.000
	FL	47.745	<b>2:34.255</b>	45.815	<b>2:29.074</b>	38.053	<b>2:09.358</b>	40.922	<b>2:14.810</b>	1:45.51	<b>PIT EXIT</b>	39.681	<b>2:04.896</b>	42.501	<b>2:10.501</b>
2	IP1	53.462	53.462	54.709	54.709	43.611	43.611	44.359	44.359	48.894	48.894	<b>39.507</b>	<b>39.507</b>	43.052	43.052
	IP2	37.103	1:30.565	38.826	1:33.535	30.748	1:14.359	32.773	1:17.132	33.946	1:22.840	<b>29.871</b>	<b>1:09.378</b>	31.284	1:14.336
	FL	44.118	<b>2:14.683</b>	52.653	<b>2:26.188</b>	<b>36.123</b>	<b>1:50.482</b>	38.110	<b>1:55.242</b>	38.498	<b>2:01.338</b>	<b>36.619</b>	<b>1:45.997</b>	36.549	<b>1:50.885</b>
3	IP1	49.083	49.083	46.751	46.751	42.273	42.273	43.374	43.374	44.050	44.050	44.436	44.436	43.338	43.338
	IP2	36.365	1:25.448	34.195	1:20.946	33.296	1:15.569	31.951	1:15.325	<b>32.252</b>	1:16.302			32.379	1:15.717
	FL	41.416	<b>2:06.864</b>	39.450	<b>2:00.396</b>	36.228	<b>1:51.797</b>	37.401	<b>1:52.726</b>	<b>38.135</b>	<b>1:54.437</b>			1:17.73	<b>PIT EXIT</b>
4	IP1	43.816	43.816	45.160	45.160	41.145	41.145	43.374	43.374	44.172	44.172			48.945	48.945
	IP2	31.816	1:15.632	33.613	1:18.773	30.572	1:11.717	<b>31.863</b>	1:15.237	32.473	1:16.645			31.352	1:20.297
	FL	39.912	<b>1:55.544</b>	38.826	<b>1:57.599</b>	36.126	<b>1:47.843</b>	<b>37.356</b>	<b>1:52.593</b>	39.078	<b>1:55.723</b>			36.770	<b>1:57.067</b>
5	IP1	42.419	42.419	44.617	44.617	45.048	45.048	43.249	43.249	43.854	43.854			41.993	41.993
	IP2	31.127	1:13.546	32.534	1:17.151	31.989	1:17.037	32.229	1:15.478	32.274	<b>1:16.128</b>			<b>30.541</b>	<b>1:12.534</b>
	FL	<b>36.895</b>	<b>1:50.441</b>	38.374	<b>1:55.525</b>	36.631	<b>1:53.668</b>	37.796	<b>1:53.274</b>	38.594	<b>1:54.722</b>			<b>36.463</b>	<b>1:48.997</b>
6	IP1	<b>41.992</b>	<b>41.992</b>	<b>43.936</b>	<b>43.936</b>	<b>40.623</b>	<b>40.623</b>	43.319	43.319	<b>43.812</b>	<b>43.812</b>			<b>41.951</b>	<b>41.951</b>
	IP2	<b>31.119</b>	<b>1:13.111</b>	<b>32.175</b>	<b>1:16.111</b>	<b>30.415</b>	1:11.038	33.526	1:16.845	32.348	1:16.160			34.282	1:16.233
	FL	37.701	<b>1:50.812</b>	<b>38.364</b>	<b>1:54.475</b>	1:17.25		38.806	<b>1:55.651</b>					1:03.42	<b>2:19.655</b>
7	IP1	44.244	44.244	44.028	44.028			44.528	44.528					1:05.59	1:05.596
	IP2	32.262	1:16.506	32.989	1:17.017	30.424	<b>30.424</b>	32.280	1:16.808					52.059	1:57.655
	FL	38.663	<b>1:55.169</b>	39.566	<b>1:56.583</b>	1:17.13									
8	IP1	42.044	42.044												
	IP2	31.197	1:13.241			31.092	31.092								
	FL	37.127	<b>1:50.368</b>												



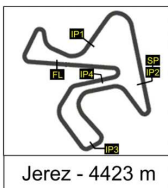
## GT WINTER SERIES QUALIFYING PRACTICE 1 ANALYSIS

Número	36		45		72		73		77		81		90		
	Vta	Sector	Vuelta	Sector	Vuelta	Sector	Vuelta	Sector	Vuelta	Sector	Vuelta	Sector	Vuelta		
1	IP1	55.299	55.299	<b>0.000</b>	<b>0.000</b>	<b>0.000</b>	<b>0.000</b>	1:00.80	1:00.803	54.164	54.164	1:11.46	1:11.469	1:01.32	1:01.324
	IP2	32.654	1:27.953	<b>42.289</b>	<b>42.289</b>	31.492	<b>31.492</b>	37.962	1:38.765	34.889	1:29.053	39.790	1:51.259	38.832	1:40.156
	FL	36.522	<b>2:04.475</b>		-----	38.701	<b>2:05.225</b>	41.263	<b>2:20.028</b>	38.508	<b>2:07.561</b>	46.832	<b>2:38.091</b>	48.840	<b>2:28.996</b>
2	IP1	42.732	42.732			40.637	40.637	47.406	47.406	<b>38.242</b>	<b>38.242</b>	49.767	49.767	52.947	52.947
	IP2	30.977	1:13.709			34.985	1:15.622	36.322	1:23.728	<b>28.087</b>	<b>1:06.329</b>	37.032	1:26.799	40.159	1:33.106
	FL	<b>36.116</b>	<b>1:49.825</b>			40.682	<b>1:56.304</b>	40.105	<b>2:03.833</b>	35.807	<b>1:42.136</b>	40.579	<b>2:07.378</b>	40.441	<b>2:13.547</b>
3	IP1	44.244	44.244			41.147	41.147	45.323	45.323	38.959	38.959	44.989	44.989	45.506	45.506
	IP2	31.738	1:15.982			30.897	1:12.044	33.814	1:19.137	28.240	1:07.199	32.590	1:17.579	32.504	1:18.010
	FL	1:30.64	<b>PIT EXIT</b>			36.025	<b>1:48.069</b>	38.566	<b>1:57.703</b>	34.649	<b>1:41.848</b>	38.918	<b>1:56.497</b>	38.724	<b>1:56.734</b>
4	IP1	50.228	50.228			40.761	40.761	45.022	45.022	39.415	39.415	<b>44.205</b>	<b>44.205</b>	44.263	44.263
	IP2	<b>29.912</b>	1:20.140			<b>29.631</b>	1:10.392	33.017	1:18.039	31.780	1:11.195	<b>32.368</b>	<b>1:16.573</b>	32.579	1:16.842
	FL	36.165	<b>1:56.305</b>			<b>35.893</b>	<b>1:46.285</b>	<b>38.150</b>	<b>1:56.189</b>	38.903	<b>1:50.098</b>	38.773	<b>1:55.346</b>	<b>38.275</b>	<b>1:55.117</b>
5	IP1	<b>40.212</b>	<b>40.212</b>			40.876	40.876	45.224	45.224	38.300	38.300	48.374	48.374	<b>43.749</b>	<b>43.749</b>
	IP2	29.950	1:10.162			30.347	1:11.223	33.215	1:18.439	28.232	1:06.532	44.428	1:32.802	<b>32.000</b>	<b>1:15.749</b>
	FL	1:16.25				39.666	<b>1:50.889</b>	38.269	<b>1:56.708</b>	<b>34.351</b>	<b>1:40.883</b>	42.477	<b>2:15.279</b>	39.383	<b>1:55.132</b>
6	IP1					47.254	47.254	43.892	43.892	46.076	46.076	44.409	44.409	49.325	49.325
	IP2	30.516	<b>30.516</b>			33.638	1:20.892	<b>32.818</b>	1:16.710	33.212	1:19.288	32.615	1:17.024	35.087	1:24.412
	FL	1:20.06				41.646	<b>2:02.538</b>	38.748	<b>1:55.458</b>		-----	<b>38.480</b>	<b>1:55.504</b>		-----
7	IP1					41.379	41.379	<b>43.652</b>	<b>43.652</b>			49.660	49.660		
	IP2	31.404	31.404			31.062	1:12.441	33.054	<b>1:16.706</b>			37.633	1:27.293		
	FL		-----				-----	40.514	<b>1:57.220</b>				-----		
8	IP1														
	IP2														
	FL														



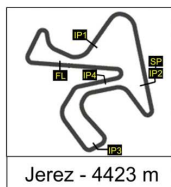
## GT WINTER SERIES QUALIFYING PRACTICE 1 ANALYSIS

Número	91		100		101		107		111		113		131		
	Vta	Sector	Vuelta	Sector	Vuelta	Sector	Vuelta	Sector	Vuelta	Sector	Vuelta	Sector	Vuelta		
1	IP1	1:03.30	1:03.305	1:04.51	1:04.512	1:15.68	1:15.688	1:05.32	1:05.321	1:15.68	1:15.686	1:13.94	1:13.946	56.601	56.601
	IP2	39.543	1:42.848	38.968	1:43.480	49.602	2:05.290	36.465	1:41.786	48.566	2:04.252	43.313	1:57.259	38.765	1:35.366
	FL	47.962	<b>2:30.810</b>	41.025	<b>2:24.505</b>	53.448	<b>2:58.738</b>	39.312	<b>2:21.098</b>	54.318	<b>2:58.570</b>	1:00.69	<b>PIT EXIT</b>	39.913	<b>2:15.279</b>
2	IP1	48.802	48.802	45.377	45.377	1:01.43	1:01.438	41.346	41.346	59.499	59.499	55.192	55.192	46.816	46.816
	IP2	34.640	1:23.442	33.059	1:18.436	43.255	1:44.693	29.953	1:11.299	41.622	1:41.121	34.872	1:30.064	34.834	1:21.650
	FL	41.249	<b>2:04.691</b>	41.888	<b>2:00.324</b>	47.845	<b>2:32.538</b>	34.916	<b>1:46.215</b>	50.218	<b>2:31.339</b>	39.062	<b>2:09.126</b>	41.184	<b>2:02.834</b>
3	IP1	45.254	45.254	54.248	54.248	49.174	49.174	<b>38.931</b>	<b>38.931</b>	49.641	49.641	43.372	43.372	42.923	42.923
	IP2	32.717	1:17.971	36.504	1:30.752	35.814	1:24.988	<b>28.522</b>	<b>1:07.453</b>	35.688	1:25.329	33.137	1:16.509	30.612	1:13.535
	FL	37.328	<b>1:55.299</b>	39.547	<b>2:10.299</b>	41.546	<b>2:06.534</b>	<b>34.169</b>	<b>1:41.622</b>	41.192	<b>2:06.521</b>	<b>37.750</b>	<b>1:54.259</b>	<b>35.687</b>	<b>1:49.222</b>
4	IP1	41.256	41.256	41.100	41.100	46.814	46.814	39.247	39.247	47.489	47.489	43.004	43.004	<b>40.825</b>	<b>40.825</b>
	IP2	30.201	1:11.457	<b>30.048</b>	1:11.148	34.980	1:21.794	29.480	1:08.727	34.721	1:22.210	<b>32.342</b>	<b>1:15.346</b>	<b>30.467</b>	<b>1:11.292</b>
	FL	<b>35.434</b>	<b>1:46.891</b>	36.379	<b>1:47.527</b>	<b>40.603</b>	<b>2:02.397</b>		-----	40.534	<b>2:02.744</b>	37.849	<b>1:53.195</b>	35.835	<b>1:47.127</b>
5	IP1	40.470	40.470	40.639	40.639	46.069	46.069			46.571	46.571	<b>42.984</b>	<b>42.984</b>	42.418	42.418
	IP2	<b>30.018</b>	<b>1:10.488</b>	30.304	1:10.943	<b>34.417</b>	<b>1:20.486</b>			34.369	1:20.940	32.524	1:15.508	34.420	1:16.838
	FL	35.480	<b>1:45.968</b>	36.002	<b>1:46.945</b>	40.977	<b>2:01.463</b>			40.693	<b>2:01.633</b>	37.901	<b>1:53.409</b>		-----
6	IP1	<b>40.309</b>	<b>40.309</b>	<b>40.395</b>	<b>40.395</b>	<b>45.794</b>	<b>45.794</b>			46.594	46.594	43.245	43.245		
	IP2	30.853	1:11.162	30.190	<b>1:10.585</b>	35.302	1:21.096			35.038	1:21.632	32.561	1:15.806		
	FL	40.493	<b>1:51.655</b>	<b>35.886</b>	<b>1:46.471</b>	41.412	<b>2:02.508</b>			41.395	<b>2:03.027</b>	39.067	<b>1:54.873</b>		
7	IP1	42.784	42.784	40.676	40.676	46.908	46.908			<b>46.094</b>	<b>46.094</b>	44.623	44.623		
	IP2	31.787	1:14.571	30.114	1:10.790	34.587	1:21.495			<b>33.736</b>	<b>1:19.830</b>	33.044	1:17.667		
	FL	37.007	<b>1:51.578</b>	36.215	<b>1:47.005</b>		-----			<b>40.175</b>	<b>2:00.005</b>	38.655	<b>1:56.322</b>		
8	IP1	40.657	40.657	40.469	40.469							43.850	43.850		
	IP2	30.238	1:10.895	30.409	1:10.878							32.721	1:16.571		
	FL		-----	36.484	<b>1:47.362</b>								<b>1:55.244</b>		



## GT WINTER SERIES QUALIFYING PRACTICE 1 ANALYSIS

Número	137		234		235		975		977		979		0	
	Vta	Sector	Vuelta	Sector	Vuelta	Sector	Vuelta	Sector	Vuelta	Sector	Vuelta	Sector	Vuelta	
1	IP1	1:00.34	1:00.346	53.019	53.019	1:02.58	1:02.587	1:11.69	1:11.693	1:08.61	1:08.617	1:05.75	1:05.758	
	IP2	39.617	1:39.963	34.720	1:27.739	39.834	1:42.421	47.715	1:59.408	38.812	1:47.429	40.233	1:45.991	
	FL	47.045	<b>2:27.008</b>	39.717	<b>2:07.456</b>	45.163	<b>2:27.584</b>	53.746	<b>2:53.154</b>	44.097	<b>2:31.526</b>	45.135	<b>2:31.126</b>	
2	IP1	48.821	48.821	40.213	40.213	49.135	49.135	53.532	53.532	45.394	45.394	47.463	47.463	
	IP2	33.890	1:22.711	29.591	1:09.804	35.162	1:24.297	40.239	1:33.771	33.394	1:18.788	35.253	1:22.716	
	FL	40.556	<b>2:03.267</b>	37.653	<b>1:47.457</b>	37.207	<b>2:01.504</b>	40.737	<b>2:14.508</b>	38.858	<b>1:57.646</b>	41.892	<b>2:04.608</b>	
3	IP1	43.724	43.724	41.123	41.123	42.304	42.304	44.657	44.657	45.135	45.135	45.919	45.919	
	IP2	33.720	1:17.444	29.310	1:10.433	31.035	1:13.339	<b>32.581</b>	1:17.238	32.946	1:18.081	<b>33.418</b>	<b>1:19.337</b>	
	FL	38.722	<b>1:56.166</b>	35.650	<b>1:46.083</b>	<b>35.822</b>	<b>1:49.161</b>	38.293	<b>1:55.531</b>	<b>38.554</b>	<b>1:56.635</b>	42.027	<b>2:01.364</b>	
4	IP1	45.263	45.263	41.995	41.995	<b>41.206</b>	<b>41.206</b>	<b>43.901</b>	<b>43.901</b>	<b>44.447</b>	<b>44.447</b>	45.824	45.824	
	IP2	34.016	1:19.279	32.106	1:14.101	<b>30.517</b>	<b>1:11.723</b>	32.809	<b>1:16.710</b>	<b>32.701</b>	<b>1:17.148</b>	34.126	1:19.950	
	FL	42.546	<b>2:01.825</b>	42.037	<b>1:56.138</b>	35.921	<b>1:47.644</b>	<b>38.079</b>	<b>1:54.789</b>	39.319	<b>1:56.467</b>	<b>39.936</b>	<b>1:59.886</b>	
5	IP1	43.653	43.653	<b>39.932</b>	<b>39.932</b>	42.766	42.766	43.916	43.916	44.673	44.673	46.667	46.667	
	IP2	33.456	1:17.109	<b>29.285</b>	<b>1:09.217</b>	34.800	1:17.566	32.839	1:16.755	33.130	1:17.803	34.260	1:20.927	
	FL	44.775	<b>2:01.884</b>	<b>34.995</b>	<b>1:44.212</b>	41.727	<b>1:59.293</b>		-----	38.784	<b>1:56.587</b>	41.403	<b>2:02.330</b>	
6	IP1	<b>43.466</b>	<b>43.466</b>	42.252	42.252	41.766	41.766			45.383	45.383	46.352	46.352	
	IP2	32.978	1:16.444	32.349	1:14.601	36.037	1:17.803			32.866	1:18.249	33.945	1:20.297	
	FL	38.557	<b>1:55.001</b>	36.545	<b>1:51.146</b>		-----			38.702	<b>1:56.951</b>	41.422	<b>2:01.719</b>	
7	IP1	43.566	43.566	41.552	41.552					47.567	47.567	<b>45.773</b>	<b>45.773</b>	
	IP2	<b>32.196</b>	<b>1:15.762</b>	33.691	1:15.243					37.717	1:25.284	34.286	1:20.059	
	FL	<b>38.003</b>	<b>1:53.765</b>	45.434	<b>2:00.677</b>						-----	42.028	<b>2:02.087</b>	
8	IP1			47.101	47.101									
	IP2			35.356	1:22.457									
	FL		-----		-----								-----	



Jerez - 4423 m

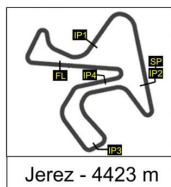


4

## GT WINTER SERIES QUALIFYING PRACTICE 1 40 BEST LAPS

Dorsal	Piloto	Nat	Equipo	Maq.	Hora	Vuelta	Tiempo
77	Karol BASZ		Olimp Racing Team	Mercedes	9:14:22	5	1:40.883
107	Michael JOOS		Team Joos Sportwagentchnik	Porsche	9:10:33	3	1:41.622
77	Karol BASZ		Olimp Racing Team	Mercedes	9:10:51	3	1:41.848
77	Karol BASZ		Olimp Racing Team	Mercedes	9:09:09	2	1:42.136
234	Jörg DREISOW		PZ 5 Seen Motorsport	Porsche	9:09:27	5	1:44.212
91	Oscar LOFQUIST		Kjellin Motorsports	Porsche	9:10:12	5	1:45.968
14	Javier IBRAN		BE Motorsport	Ligier	9:07:52	2	1:45.997
234	Jörg DREISOW		PZ 5 Seen Motorsport	Porsche	9:05:47	3	1:46.083
107	Michael JOOS		Team Joos Sportwagentchnik	Porsche	9:08:51	2	1:46.215
72	Uwe LAUER		Die Biermacher Racing	Ferrari	9:08:41	4	1:46.285
100	Klaus HORN		Team Joos Sportwagentchnik	Porsche	9:12:27	6	1:46.471
91	Oscar LOFQUIST		Kjellin Motorsports	Porsche	9:08:26	4	1:46.891
100	Klaus HORN		Team Joos Sportwagentchnik	Porsche	9:10:40	5	1:46.945
100	Klaus HORN		Team Joos Sportwagentchnik	Porsche	9:14:14	7	1:47.005
131	Ulrich ZIEGLER		HP Racing International	Porsche	9:08:35	4	1:47.127
100	Klaus HORN		Team Joos Sportwagentchnik	Porsche	9:16:01	8	1:47.362
234	Jörg DREISOW		PZ 5 Seen Motorsport	Porsche	9:03:60	2	1:47.457
100	Klaus HORN		Team Joos Sportwagentchnik	Porsche	9:08:53	4	1:47.527
235	Christian KINDSMÜLLER		PZ 5 Seen Motorsport	Porsche	9:08:15	4	1:47.644
5	Stanislaw JEDLINSKI		Olimp Racing Team	Audi	9:07:51	4	1:47.843
72	Uwe LAUER		Die Biermacher Racing	Ferrari	9:06:55	3	1:48.069
18	Markus LUNGSTRASS		Racing One	Aston	9:11:31	5	1:48.997
235	Christian KINDSMÜLLER		PZ 5 Seen Motorsport	Porsche	9:06:27	3	1:49.161
131	Ulrich ZIEGLER		HP Racing International	Porsche	9:06:48	3	1:49.222
36	Piotr WIRA		Good Speed Racing	Mercedes	9:04:12	2	1:49.825
77	Karol BASZ		Olimp Racing Team	Mercedes	9:12:41	4	1:50.098
1	Robert HAUB		Drago Racing Team ZVO	Mercedes	9:16:39	8	1:50.368
1	Robert HAUB		Drago Racing Team ZVO	Mercedes	9:11:02	5	1:50.441
5	Stanislaw JEDLINSKI		Olimp Racing Team	Audi	9:04:12	2	1:50.482
1	Robert HAUB		Drago Racing Team ZVO	Mercedes	9:12:53	6	1:50.812
18	Markus LUNGSTRASS		Racing One	Aston	9:05:12	2	1:50.885
72	Uwe LAUER		Die Biermacher Racing	Ferrari	9:10:32	5	1:50.889
234	Jörg DREISOW		PZ 5 Seen Motorsport	Porsche	9:11:18	6	1:51.146
91	Oscar LOFQUIST		Kjellin Motorsports	Porsche	9:13:55	7	1:51.578
91	Oscar LOFQUIST		Kjellin Motorsports	Porsche	9:12:03	6	1:51.655
5	Stanislaw JEDLINSKI		Olimp Racing Team	Audi	9:06:04	3	1:51.797
9	Moritz GISY		Racing One	Aston	9:10:06	4	1:52.593
9	Moritz GISY		Racing One	Aston	9:08:13	3	1:52.726
113	Chris HILLABY		Mental Motorsports Marbella	Porsche	9:09:05	4	1:53.195
9	Moritz GISY		Racing One	Aston	9:11:59	5	1:53.274





Jerez - 4423 m

## GT WINTER SERIES QUALIFYING PRACTICE 1 TOP FIVE LAPS

Piloto	Nat Equipo	Top Five Laps				
77 Karol BASZ	Olimp Racing Team	<b>1:40.883</b>	1:41.848	1:42.136	1:50.098	2:07.561
107 Michael JOOS	Team Joos Sportwagentechnik	<b>1:41.622</b>	1:46.215	2:21.098	PIT EXIT	
234 Jörg DREISOW	PZ 5 Seen Motorsport	<b>1:44.212</b>	1:46.083	1:47.457	1:51.146	1:56.138
91 Oscar LOFQUIST	Kjellin Motorsports	<b>1:45.968</b>	1:46.891	1:51.578	1:51.655	1:55.299
14 Javier IBRAN	BE Motorsport	<b>1:45.997</b>	2:04.896	PIT EXIT		
72 Uwe LAUER	Die Biermacher Racing	<b>1:46.285</b>	1:48.069	1:50.889	1:56.304	2:02.538
100 Klaus HORN	Team Joos Sportwagentechnik	<b>1:46.471</b>	1:46.945	1:47.005	1:47.362	1:47.527
131 Ulrich ZIEGLER	HP Racing International	<b>1:47.127</b>	1:49.222	2:02.834	2:15.279	PIT EXIT
235 Christian KINDSMÜLLER	PZ 5 Seen Motorsport	<b>1:47.644</b>	1:49.161	1:59.293	2:01.504	2:27.584
5 Stanislaw JEDLINSKI	Olimp Racing Team	<b>1:47.843</b>	1:50.482	1:51.797	1:53.668	2:09.358
18 Markus LUNGSTRASS	Racing One	<b>1:48.997</b>	1:50.885	1:57.067	2:10.501	2:19.655
36 Piotr WIRA	Good Speed Racing	<b>1:49.825</b>	1:56.305	2:04.475	PIT EXIT	PIT EXIT
1 Robert HAUB	Drago Racing Team ZVO	<b>1:50.368</b>	1:50.441	1:50.812	1:55.169	1:55.544
9 Moritz GISY	Racing One	<b>1:52.593</b>	1:52.726	1:53.274	1:55.242	1:55.651
113 Chris HILLABY	Mental Motorsports Marbella	<b>1:53.195</b>	1:53.409	1:54.259	1:54.873	1:55.244
137 Andreas GREILING	MS Racing	<b>1:53.765</b>	1:55.001	1:56.166	2:01.825	2:01.884
11 Marcel MARCHEWICZ	Schnitzelalm Racing	<b>1:54.437</b>	1:54.722	1:55.723	2:01.338	PIT EXIT
2 Martin TOTH	Drago Racing Team ZVO	<b>1:54.475</b>	1:55.525	1:56.583	1:57.599	2:00.396
975 Patrick VERKERK	RFF Racing	<b>1:54.789</b>	1:55.531	2:14.508	2:53.154	PIT EXIT
90 Andrius ZEMAITIS	ProGT	<b>1:55.117</b>	1:55.132	1:56.734	2:13.547	2:28.996
81 Nerea MARTÍ	BMW España Motorsport	<b>1:55.346</b>	1:55.504	1:56.497	2:07.378	2:15.279
73 Ralf SCHUCHMANN	Die Biermacher Racing	<b>1:55.458</b>	1:56.189	1:56.708	1:57.220	1:57.703
977 Julian NETZBANDT	K-Krämer Racing	<b>1:56.467</b>	1:56.587	1:56.635	1:56.951	1:57.646
979 Karl H MEYER	K-Krämer Racing	<b>1:59.886</b>	2:01.364	2:01.719	2:02.087	2:02.330
111 Carl F KOLB	Schnitzelalm Racing	<b>2:00.005</b>	2:01.633	2:02.744	2:03.027	2:06.521
101 Timo KIESLICH	Schnitzelalm Racing	<b>2:01.463</b>	2:02.397	2:02.508	2:06.534	2:32.538





Jerez - 4423 m



6

## GT WINTER SERIES QUALIFYING PRACTICE 1 40 BEST MAXIMUM SPEEDS

Dorsal	Piloto	Nat	Equipo	Maq.	Hora	Vuelta	Vmax
5	Stanislaw JEDLINSKI		Olimp Racing Team	Audi	9:12:13	6	229,3
14	Javier IBRAN		BE Motorsport	Ligier	9:06:46	1	229,3
5	Stanislaw JEDLINSKI		Olimp Racing Team	Audi	9:14:01	7	228,3
72	Uwe LAUER		Die Biermacher Racing	Ferrari	9:03:51	1	227,8
5	Stanislaw JEDLINSKI		Olimp Racing Team	Audi	9:10:26	5	227,4
5	Stanislaw JEDLINSKI		Olimp Racing Team	Audi	9:04:54	2	227,4
91	Oscar LOFQUIST		Kjellin Motorsports	Porsche	9:10:52	5	226,4
100	Klaus HORN		Team Joos Sportwagentechnik	Porsche	9:11:21	5	225,5
91	Oscar LOFQUIST		Kjellin Motorsports	Porsche	9:07:20	3	225,5
234	Jörg DREISOW		PZ 5 Seen Motorsport	Porsche	9:08:23	4	225,5
72	Uwe LAUER		Die Biermacher Racing	Ferrari	9:07:36	3	225,5
5	Stanislaw JEDLINSKI		Olimp Racing Team	Audi	9:08:36	4	225,5
100	Klaus HORN		Team Joos Sportwagentechnik	Porsche	9:09:34	4	225,5
235	Christian KINDSMÜLLER		PZ 5 Seen Motorsport	Porsche	9:07:09	3	225,0
234	Jörg DREISOW		PZ 5 Seen Motorsport	Porsche	9:04:42	2	225,0
234	Jörg DREISOW		PZ 5 Seen Motorsport	Porsche	9:02:53	1	225,0
77	Karol BASZ		Olimp Racing Team	Mercedes	9:08:05	1	224,5
91	Oscar LOFQUIST		Kjellin Motorsports	Porsche	9:09:06	4	224,5
72	Uwe LAUER		Die Biermacher Racing	Ferrari	9:13:16	6	224,5
77	Karol BASZ		Olimp Racing Team	Mercedes	9:13:19	4	224,5
235	Christian KINDSMÜLLER		PZ 5 Seen Motorsport	Porsche	9:05:21	2	224,5
5	Stanislaw JEDLINSKI		Olimp Racing Team	Audi	9:06:45	3	224,5
91	Oscar LOFQUIST		Kjellin Motorsports	Porsche	9:14:35	7	224,1
107	Michael JOOS		Team Joos Sportwagentechnik	Porsche	9:09:30	2	224,1
91	Oscar LOFQUIST		Kjellin Motorsports	Porsche	9:12:46	6	224,1
131	Ulrich ZIEGLER		HP Racing International	Porsche	9:05:42	2	224,1
100	Klaus HORN		Team Joos Sportwagentechnik	Porsche	9:07:47	3	224,1
100	Klaus HORN		Team Joos Sportwagentechnik	Porsche	9:14:54	7	223,6
107	Michael JOOS		Team Joos Sportwagentechnik	Porsche	9:11:12	3	223,1
77	Karol BASZ		Olimp Racing Team	Mercedes	9:11:30	3	223,1
107	Michael JOOS		Team Joos Sportwagentechnik	Porsche	9:07:46	1	222,7
234	Jörg DREISOW		PZ 5 Seen Motorsport	Porsche	9:06:28	3	222,2
131	Ulrich ZIEGLER		HP Racing International	Porsche	9:07:29	3	222,2
72	Uwe LAUER		Die Biermacher Racing	Ferrari	9:09:22	4	222,2
72	Uwe LAUER		Die Biermacher Racing	Ferrari	9:01:60	0	222,2
5	Stanislaw JEDLINSKI		Olimp Racing Team	Audi	9:03:05	1	221,8
100	Klaus HORN		Team Joos Sportwagentechnik	Porsche	9:13:07	6	221,8
36	Piotr WIRA		Good Speed Racing	Mercedes	9:11:22	5	221,8
36	Piotr WIRA		Good Speed Racing	Mercedes	9:09:35	4	221,8
36	Piotr WIRA		Good Speed Racing	Mercedes	9:07:49	3	221,3



Jerez - 4423 m

## GT WINTER SERIES QUALIFYING PRACTICE 1 TOP FIVE MAXIMUM SPEEDS

Piloto	Nat Equipo	Top Five Vmax				
5 Stanislaw JEDLINSKI	Olimp Racing Team	229,3	228,3	227,4	227,4	225,5
14 Javier IBRAN	BE Motorsport	229,3	220,0	219,5		
72 Uwe LAUER	Die Biermacher Racing	227,8	225,5	224,5	222,2	222,2
91 Oscar LOFQUIST	Kjellin Motorsports	226,4	225,5	224,5	224,1	224,1
100 Klaus HORN	Team Joos Sportwagentechnik	225,5	225,5	224,1	223,6	221,8
234 Jörg DREISOW	PZ 5 Seen Motorsport	225,5	225,0	225,0	222,2	220,9
235 Christian KINDSMÜLLER	PZ 5 Seen Motorsport	225,0	224,5	204,2	192,5	157,4
77 Karol BASZ	Olimp Racing Team	224,5	224,5	223,1	219,1	175,0
107 Michael JOOS	Team Joos Sportwagentechnik	224,1	223,1	222,7	144,2	
131 Ulrich ZIEGLER	HP Racing International	224,1	222,2	191,5	168,0	161,0
36 Piotr WIRA	Good Speed Racing	221,8	221,8	221,3	219,5	216,9
113 Chris HILLABY	Mental Motorsports Marbella	217,3	216,4	216,4	216,0	215,6
73 Ralf SCHUCHMANN	Die Biermacher Racing	214,3	213,4	212,2	211,8	208,5
9 Moritz GISY	Racing One	213,9	213,0	213,0	212,6	210,5
18 Markus LUNGSTRASS	Racing One	213,0	212,2	212,2	211,3	210,5
137 Andreas GREILING	MS Racing	208,5	207,3	207,3	206,1	206,1
1 Robert HAUB	Drago Racing Team ZVO	207,3	206,9	206,1	204,9	203,8
975 Patrick VERKERK	RFF Racing	206,5	205,3	205,3	190,1	92,9
977 Julian NETZBANDT	K-Krämer Racing	205,7	205,3	203,4	203,4	203,0
81 Nerea MARTÍ	BMW España Motorsport	205,3	203,8	201,1	176,5	170,9
11 Marcel MARCHEWICZ	Schnitzelalm Racing	204,9	204,5	204,5	203,4	202,2
2 Martin TOTH	Drago Racing Team ZVO	204,5	203,8	203,4	201,9	200,0
90 Andrius ZEMAITIS	ProGT	203,0	203,0	201,5	200,7	185,6
979 Karl H MEYER	K-Krämer Racing	200,7	200,7	200,7	199,3	198,5
101 Timo KIESLICH	Schnitzelalm Racing	190,8	190,5	190,1	188,8	186,2
111 Carl F KOLB	Schnitzelalm Racing	187,2	186,9	186,2	186,2	182,4
45 David HENN	Burgmann Racing	134,0				


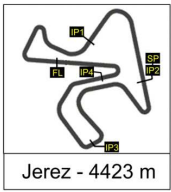


## GT WINTER SERIES RACE 1 STARTING GRID



		2	
1	<b>107</b>	Michael JOOS	1:41.622
		4	
2	<b>91</b>	Oscar LOFQUIST	1:45.968
		6	
3	<b>72</b>	Uwe LAUER	1:46.285
		8	
4	<b>131</b>	Ulrich ZIEGLER	1:47.127
		10	
5	<b>5</b>	Stanislaw JEDLINSKI	1:47.843
		12	
6	<b>36</b>	Piotr WIRA	1:49.825
		14	
7	<b>9</b>	Moritz GISY	1:52.593
		16	
8	<b>137</b>	Andreas GREILING	1:53.765
		18	
9	<b>2</b>	Martin TOTH	1:54.475
		20	
10	<b>90</b>	Andrius ZEMAITIS	1:55.117
		22	
11	<b>73</b>	Ralf SCHUCHMANN	1:55.458
		24	
12	<b>979</b>	Karl H MEYER	1:59.886
		26	
13	<b>101</b>	Timo KIESLICH	2:01.463
14			

		1	
<b>77</b>		Karol BASZ	1:40.883
		3	
<b>234</b>		Jörg DREISOW	1:44.212
		5	
<b>14</b>		Javier IBRAN	1:45.997
		7	
<b>100</b>		Klaus HORN	1:46.471
		9	
<b>235</b>		Christian KINDSMÜLLER	1:47.644
		11	
<b>18</b>		Markus LUNGSTRASS	1:48.997
		13	
<b>1</b>		Robert HAUB	1:50.368
		15	
<b>113</b>		Chris HILLABY	1:53.195
		17	
<b>11</b>		Marcel MARCHEWICZ	1:54.437
		19	
<b>975</b>		Patrick VERKERK	1:54.789
		21	
<b>81</b>		Nerea MARTÍ	1:55.346
		23	
<b>977</b>		Julian NETZBANDT	1:56.467
		25	
<b>111</b>		Carl F KOLB	2:00.005
		27	
<b>45</b>		David HENN	----



# GT WINTER SERIES RACE 1 STARTING GRID

LOS COMISARIOS DEPORTIVOS

EL JEFE DE CRONOMETRAJE