**G1**

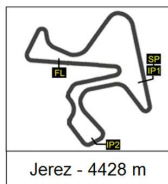
## GT WINTER SERIES Qualifying Practice 1 RESULTS

CONDICIONES ATMOSFERICAS: **Soleado**ESTADO DE LA PISTA: **Seca**

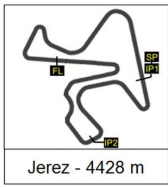
Ord.	#	Piloto	Licencia	Club	Marca	NV	VR	Tiempo	Gap	Intv	VMax
1	91	GT3 Joos, Michael	GER	Joos, Michael	Porsche	5	5	1:41.840	----	----	225,0
2	80	GT3 Engstler, Luca	GER	Liqui Moly Team Engstler	Audi	5	4	1:42.633	0.793	0.793	227,8
3	741	C2 Lisowski, Mateusz	POL	PTT Racing	Porsche	6	6	1:44.544	2.704	1.911	226,7
4	35	C2 Svepes, Dieter	GER	Huber Racing	Porsche	8	8	1:45.037	3.197	0.493	225,4
5	72	GT3 Lauer, Uwe	GER	Die Biermacher Racing	Ferrari	8	4	1:45.226	3.387	0.190	225,0
6	78	CX Wimberger, Christian	AUS	78Racing-Team	Lamborghini	5	5	1:45.296	3.456	0.069	236,4
7	33	C2 Kapfinger, Johannes	GER	Huber Racing	Porsche	4	4	1:45.387	3.547	0.091	228,9
8	21	C2 Blattner, Dustin	GER	PRE operated by Manthey R	Porsche	5	3	1:45.443	3.603	0.056	227,0
9	888	C2 Sawaya, Fuad	GER	PRE operated by Manthey R	Porsche	7	5	1:46.097	4.257	0.654	225,5
10	66	C1 Engstler, Franz	GER	Liqui Moly Team Engstler	Ferrari	5	4	1:46.415	4.575	0.318	226,0
11	319	C2 Mansour, Tareq	GER	PRE operated by Manthey R	Porsche	5	4	1:46.733	4.893	0.318	226,6
12	26	CX Löffler, Bernhard	AUS	78Racing-Team	Lamborghini	3	3	1:46.902	5.062	0.169	234,5
13	92	CX Miniberger, Tomas	CHE	RTR Projects	KTM	5	5	1:48.139	6.299	1.237	224,5
14	3	C2 Guirrerri, Giuseppe	ITA	Raptor Engineering	Porsche	5	4	1:48.897	7.057	0.758	225,8
15	101	GT3 Heyer, Kenneth	GER	Schnitzelalm Racing	Mercedes	4	4	1:48.949	7.109	0.052	225,0
16	911	C2 Martins, Leandro	POR	Martins, Leandro	Porsche	7	7	1:49.176	7.336	0.227	225,0
17	48	GT4 Ortmann, Mike-David	GER	PROsport Racing	Aston Martin	5	4	1:49.220	7.380	0.044	206,9
18	250	GT4 Denning, Alex	GER	PROsport Racing	Aston Martin	5	4	1:49.417	7.577	0.197	210,0
19	110	C2 Ferrer, Matteo	GER	Phoenix Racing	Porsche	8	3	1:49.827	7.987	0.410	225,4
20	85	GT4 Primm, Simon Colin	GER	CV Performance	Mercedes	5	4	1:50.146	8.306	0.319	207,5
21	54	C1 Marazzi, Stefano	ITA	Rosscorsa	Ferrari	7	5	1:50.294	8.454	0.148	222,7
22	55	C1 Del Bono, Rinaldo	ITA	Rosscorsa	Ferrari	7	4	1:50.310	8.470	0.016	226,8
23	310	GT4 Jilkova, Gabriela	GER	PROsport Racing	Aston Martin	8	8	1:50.474	8.634	0.164	207,6
24	19	GT4 Knopp, Josef	GER	Mücke Motorsport	Mercedes	7	4	1:50.808	8.968	0.334	208,2
25	1	GT4 Neuser, Tim	GER	Schnitzelalm Racing	Mercedes	5	4	1:50.921	9.081	0.113	209,3
26	87	GT4 Astrand, Mattias	SWE	Auto Lounge Racing	Audi	7	7	1:51.613	9.773	0.692	205,2
27	11	GT4 Förderer, Enrico	GER	Schnitzelalm Racing	Mercedes	5	4	1:52.048	10.208	0.435	208,1
28	112	C2 Vollet, Jürgen	GER	Krämer, Karsten	Porsche	6	3	1:52.260	10.420	0.212	220,9
29	7	GT4 Skaar, Christian	SWE	Auto Lounge Racing	Audi	7	7	1:52.719	10.879	0.459	212,5
30	23	GT4 Mihaylov, Mihail	BUL	Overdrive Racing	Porsche	7	4	1:53.494	11.654	0.775	208,4
31	56	C3 Gustafsson, Ronnie	SWE	WILECO	Porsche	4	3	1:53.680	11.840	0.186	209,0
32	111	GT3 Blatter, Florian	GER	Phoenix Racing	Audi	7	2	1:53.827	11.987	0.147	223,5
33	18	GT4 Scheer, Ronny	GER	Mücke Motorsport	Mercedes	8	5	1:54.897	13.057	1.070	204,3
34	113	C2 Hillaby, Chris	SPA	Mental Motorsport	Porsche	4	4	1:56.064	14.224	1.167	221,4
35	128	C3 Richter, Jens	AUS	MS Racing	Richter, Jens	7	2	1:57.264	15.424	1.200	210,0
36	81	BMW Macias, Javier	SPA	Promotion Motorsport	BMW	6	4	1:58.545	16.705	1.281	201,6
37	974	C3 Toennessen, Guido	GER	Krämer, Karsten	Porsche	4	4	1:59.508	17.668	0.963	205,4
38	981	C3 Ober, Alexander	AUS	78Racing-Team	Porsche	4	4	1:59.781	17.941	0.273	201,1
39	820	C3 Martins, Alexandre	POR	Racar Motorsport	Porsche	3	3	2:00.530	18.690	0.749	203,7
40	410	GT3 Wira, Piotr	POL	Good Speed Racing	Mercedes	1	1	2:01.278	19.438	0.748	221,2
41	700	GT4 Goos, Thilo	GER	Mücke Motorsport	Aston Martin	7	4	2:01.415	19.575	0.137	207,1
42	34	C1 Schwager, Dominik	GER	JvO Racing	Ferrari	8	4	2:02.271	20.431	0.856	218,0
43	818	C1 Halle, Nick	GER	JvO Racing	Ferrari	7	3	2:06.481	24.641	4.210	217,9
44	185	C1 Laskowski, Hanno	GER	JvO Racing	Ferrari	6	3	2:07.310	25.470	0.829	217,7
45	42	C4 Lemoine, Julien	FRA	ANS Motorsport	Ligier	3	2	2:09.284	27.444	1.974	202,7
46	992	C2 Sedmaier, Markus	AUS	Sebastian Davm	Porsche	0	0	PIT EXIT	----	----	122,5

Circuito de Jerez, 12 DE FEBRERO DE 2023

LOS COMISARIOS DEPORTIVOS	EL DIRECTOR DE CARRERA	EL JEFE DE CRONOMETRAJE
Hora:	Hora:	RESULTADOS PUBLICADOS A LAS 09:35 HORAS

**GT WINTER SERIES  
SPRINT RACE 1  
STARTING GRID**

	1		2
1	<b>91</b> Joos, Michael 1:41.840	<b>80</b> Engstler, Luca 1:42.633	
	3	4	
2	<b>741</b> Lisowski, Mateusz 1:44.544	<b>35</b> Svepes, Dieter 1:45.037	
	5	6	
3	<b>72</b> Lauer, Uwe 1:45.227	<b>78</b> Wimberger, Christian 1:45.296	
	7	8	
4	<b>33</b> Kapfinger, Johannes 1:45.387	<b>21</b> Blattner, Dustin 1:45.443	
	9	10	
5	<b>888</b> Sawaya, Fuad 1:46.097	<b>66</b> Engstler, Franz 1:46.415	
	11	12	
6	<b>319</b> Mansour, Tareq 1:46.733	<b>26</b> Löffler, Bernhard 1:46.902	
	13	14	
7	<b>92</b> Miniberger, Tomas 1:48.139	<b>3</b> Guirrerri, Giuseppe 1:48.897	
	15	16	
8	<b>101</b> Heyer, Kenneth 1:48.949	<b>911</b> Martins, Leandro 1:49.176	
	17	18	
9	<b>48</b> Ortmann, Mike-David 1:49.220	<b>250</b> Denning, Alex 1:49.417	
	19	20	
10	<b>110</b> Ferrer, Matteo 1:49.827	<b>85</b> Primm, Simon Colin 1:50.146	
	21	22	
11	<b>54</b> Marazzi, Stefano 1:50.294	<b>310</b> Jilkova, Gabriela 1:50.474	
	23	24	
12	<b>19</b> Knopp, Josef 1:50.808	<b>1</b> Neuser, Tim 1:50.921	
	25	26	
13	<b>87</b> Astrand, Mattias 1:51.613	<b>11</b> Förderer, Enrico 1:52.048	
	27	28	
14	<b>112</b> Vollet, Jürgen 1:52.260	<b>7</b> Skaar, Christian 1:52.719	
	29	30	
15	<b>23</b> Mihaylov, Mihail 1:53.494	<b>56</b> Gustafsson, Ronnie 1:53.680	



## GT WINTER SERIES SPRINT RACE 1 STARTING GRID

	31		32
16	<b>111</b>	Blatter, Florian	<b>1:53.827</b>
	33		34
17	<b>113</b>	Hillaby, Chris	<b>1:56.064</b>
	35		36
18	<b>81</b>	Macias, Javier	<b>1:58.545</b>
	37		38
19	<b>981</b>	Ober, Alexander	<b>1:59.781</b>
	39		40
20	<b>410</b>	Wira, Piotr	<b>2:01.278</b>
	41		42
21	<b>34</b>	Schwager, Dominik	<b>2:02.271</b>
	43		44
22	<b>185</b>	Laskowski, Hanno	<b>2:07.310</b>
	45		
23	<b>992</b>	Sedlmaier, Markus	-----
			55
			Del Bono, Rinaldo
			<b>1:53.494</b>

LOS COMISARIOS DEPORTIVOS

EL JEFE DE CRONOMETRAJE



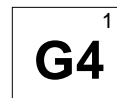
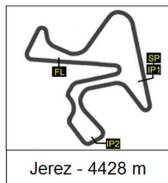
**GT WINTER SERIES**  
**Qualifying Practice 1**  
**LAP BY LAP**

Vuelta	1	3	7	11	18	19	21	23	26	33	34	35
1	2:06.049	2:27.095	2:40.545	2:13.058	2:34.047	2:14.535	1:57.132	2:28.282	2:17.542	2:26.945	2:39.118	2:18.487
2	1:53.981	2:01.173	2:35.324	1:53.017	2:13.953	1:55.174	1:48.735	2:06.631	1:56.590	1:59.677	2:05.871	1:58.866
3	1:55.184	1:55.232	2:03.222	1:58.863	2:04.779	1:55.041	1:45.443*	1:58.454	1:46.902*	1:55.308	2:02.796	PIT EXIT
4	1:50.921*	1:48.897*	1:55.315	1:52.048*	1:56.939	1:50.808*	1:46.046	1:53.494*		1:45.387*	2:02.271*	2:11.258
5	1:55.627	PIT EXIT	PIT EXIT	1:52.554	1:54.897*	1:51.846	1:50.519	1:57.898			2:02.570	PIT EXIT
6			1:59.783		PIT EXIT	PIT EXIT		PIT EXIT			PIT EXIT	1:52.635
7			1:52.719*		2:05.393	1:58.224		2:02.998			2:03.307	1:45.351
8					2:05.652						2:08.071	1:45.037*

Vuelta	42	48	54	55	56	66	72	78	80	81	85	87
1	2:31.321	2:34.130	2:11.175	2:25.691	2:21.192	2:29.808	2:18.759	2:26.645	2:10.054	2:34.734	2:27.742	2:41.258
2	2:09.284*	2:00.292	1:56.196	2:04.185	1:57.724	1:59.167	1:54.254	1:58.052	1:53.081	2:16.254	2:13.599	2:14.969
3	2:09.993	1:55.061	1:55.261	1:52.714	1:53.680*	1:46.656	1:47.677	1:59.079	1:51.157	2:02.693	1:50.429	2:14.390
4		1:49.220*	1:56.852	1:50.310*	2:08.236	1:46.415*	1:45.226*	1:50.599	1:42.633*	1:58.545*	1:50.146*	1:56.186
5		PIT EXIT	1:50.294*	1:55.430		1:47.968	1:50.709	1:45.296*	1:46.690	PIT EXIT	2:00.792	PIT EXIT
6			PIT EXIT	PIT EXIT			PIT EXIT			2:14.110		2:03.367
7			2:00.080	1:55.942			1:55.252					1:51.613*
8							2:10.449					

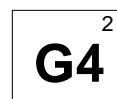
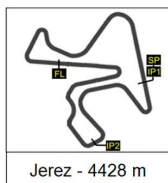
Vuelta	91	92	101	110	111	112	113	128	185	250	310	319
1	PIT EXIT	2:27.288	1:56.446	2:14.659	2:09.504	2:26.257	2:16.463	2:25.638	2:44.409	2:34.081	2:38.512	1:59.639
2	2:09.584	1:57.550	1:56.674	1:52.362	1:53.827*	2:04.221	1:59.099	1:57.264*	2:18.668	1:58.835	2:08.479	1:49.963
3	PIT EXIT	2:02.011	PIT EXIT	1:49.827*	1:56.201	1:52.260*	1:58.524	PIT EXIT	2:07.310*	1:50.501	1:59.300	1:47.238
4	1:45.692	1:48.155	1:48.949*	1:50.731	1:53.932	1:53.468	1:56.064*	2:11.358	2:09.025	1:49.417*	1:52.426	1:46.733*
5	1:41.840*	1:48.139*		1:52.149	PIT EXIT	PIT EXIT		PIT EXIT	PIT EXIT	1:55.598	1:56.507	1:51.147
6				PIT EXIT	2:00.995	2:00.818		2:01.889	2:23.960		PIT EXIT	
7				1:56.535	1:58.371			2:02.540			1:56.216	
8				2:00.836							1:50.474*	

Vuelta	410	700	741	818	820	888	911		981	992		
1	2:01.278*	2:44.065	1:58.106	2:53.581	2:41.641	2:08.517	2:25.069	2:22.057	2:41.323			
2		2:11.189	1:48.344	2:34.715	2:10.564	1:52.576	2:10.553	2:07.412	PIT EXIT			
3		2:07.587	1:47.011	2:06.481*	2:00.530*	1:47.154	1:51.733	2:01.014	2:06.570			
4		2:01.415*	1:49.956	2:09.151		1:48.741	1:51.312	1:59.508*	1:59.781*			
5		PIT EXIT	1:45.227	PIT EXIT		1:46.097*	PIT EXIT					
6		2:06.511	1:44.544*	2:15.408		PIT EXIT	1:59.096					
7		2:08.850		2:15.973		2:35.130	1:49.176*					



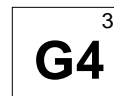
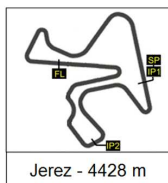
## GT WINTER SERIES Qualifying Practice 1 ANALYSIS

Número	1		3		7		11		18		19		21		
	Vta	Sector	Vuelta	Sector	Vuelta	Sector	Vuelta	Sector	Vuelta	Sector	Vuelta	Sector	Vuelta		
1	IP1	53.730	53.730	57.561	57.561	1:08.05	1:08.050	55.939	55.939	1:04.40	1:04.405	58.824	58.824	48.766	48.766
	IP2	33.992	1:27.722	42.124	1:39.685	44.847	1:52.897	36.445	1:32.384	43.021	1:47.426	35.818	1:34.642	31.061	1:19.827
	FL	38.327	<b>2:06.049</b>	47.410	<b>2:27.095</b>	47.648	<b>2:40.545</b>	40.674	<b>2:13.058</b>	46.621	<b>2:34.047</b>	39.893	<b>2:14.535</b>	37.305	<b>1:57.132</b>
2	IP1	43.370	43.370	48.034	48.034	49.777	49.777	43.800	43.800	51.981	51.981	44.151	44.151	41.897	41.897
	IP2	32.647	1:16.017	33.612	1:21.646	33.920	1:23.697	31.646	1:15.446	37.848	1:29.829	33.054	1:17.205	31.345	1:13.242
	FL	37.964	<b>1:53.981</b>	39.527	<b>2:01.173</b>	1:11.62	<b>2:35.324</b>	<b>37.571</b>	<b>1:53.017</b>	44.124	<b>2:13.953</b>	37.969	<b>1:55.174</b>	35.493	<b>1:48.735</b>
3	IP1	44.896	44.896	41.962	41.962	45.105	45.105	44.833	44.833	48.296	48.296	43.785	43.785	40.514	40.514
	IP2	32.100	1:16.996	34.014	1:15.976	34.845	1:19.950	34.079	1:18.912	36.143	1:24.439	32.311	1:16.096	29.760	1:10.274
	FL	38.188	<b>1:55.184</b>	39.256	<b>1:55.232</b>	43.272	<b>2:03.222</b>	39.952	<b>1:58.863</b>	40.340	<b>2:04.779</b>	38.945	<b>1:55.041</b>	<b>35.169</b>	<b>1:45.443</b>
4	IP1	<b>42.626</b>	<b>42.626</b>	<b>41.368</b>	<b>41.368</b>	44.300	44.300	42.853	42.853	45.753	45.753	42.650	42.650	40.393	40.393
	IP2	<b>31.288</b>	<b>1:13.914</b>	<b>30.957</b>	<b>1:12.325</b>	32.521	1:16.821	31.521	1:14.374	32.836	1:18.589	<b>30.986</b>	1:13.636	<b>29.529</b>	<b>1:09.922</b>
	FL	<b>37.007</b>	1:50.921	<b>36.572</b>	<b>1:48.897</b>	38.494	<b>1:55.315</b>	37.674	<b>1:52.048</b>	<b>38.350</b>	<b>1:56.939</b>	<b>37.172</b>	<b>1:50.808</b>	36.124	<b>1:46.046</b>
5	IP1	43.706	43.706	41.944	41.944	<b>42.984</b>	<b>42.984</b>	<b>42.709</b>	<b>42.709</b>	<b>44.098</b>	<b>44.098</b>	<b>42.053</b>	<b>42.053</b>	42.522	42.522
	IP2	32.388	1:16.094	31.812	1:13.756	31.959	1:14.943	<b>31.435</b>	<b>1:14.144</b>	<b>31.843</b>	<b>1:15.941</b>	31.329	<b>1:13.382</b>	31.413	1:13.935
	FL	39.533	<b>1:55.627</b>	11:16.7	<b>PIT EXIT</b>	9:04.98	<b>PIT EXIT</b>	38.410	<b>1:52.554</b>	38.956	<b>1:54.897</b>	38.464	<b>1:51.846</b>	36.584	<b>1:50.519</b>
6	IP1	43.131	43.131	56.624	56.624	48.223	48.223	43.241	43.241	52.235	52.235	42.713	42.713	<b>40.381</b>	<b>40.381</b>
	IP2	31.387	1:14.518	34.761	1:31.385	33.125	1:21.348	33.753	1:16.994	45.256	1:37.491	32.271	1:14.984	36.176	1:16.557
	FL	-----	-----	-----	-----	38.435	<b>1:59.783</b>	-----	-----	7:12.74	<b>PIT EXIT</b>	9:03.45	<b>PIT EXIT</b>	-----	-----
7	IP1					43.261	43.261			51.125	51.125	48.647	48.647		
	IP2					<b>31.607</b>	<b>1:14.868</b>			34.722	1:25.847	31.316	1:19.963		
	FL					<b>37.851</b>	<b>1:52.719</b>			39.546	<b>2:05.393</b>	38.261	<b>1:58.224</b>		
8	IP1									47.628	47.628	43.523	43.523		
	IP2									36.501	1:24.129	31.026	1:14.549		
	FL									41.523	<b>2:05.652</b>				



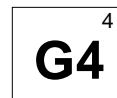
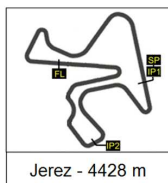
## GT WINTER SERIES Qualifying Practice 1 ANALYSIS

Número	23		26		33		34		35		42		48		
	Vta	Sector	Vuelta	Sector	Vuelta	Sector	Vuelta	Sector	Vuelta	Sector	Vuelta	Sector	Vuelta		
1	IP1	1:02.20	1:02.209	56.407	56.407	49.162	49.162	1:06.87	1:06.871	57.705	57.705	1:05.25	1:05.257	1:04.25	1:04.251
	IP2	40.619	1:42.828	38.828	1:35.235	40.958	1:30.120	45.192	1:52.063	37.852	1:35.557	41.626	1:46.883	45.115	1:49.366
	FL	45.454	<b>2:28.282</b>	42.308	<b>2:17.542</b>	56.825	<b>2:26.945</b>	47.055	<b>2:39.118</b>	42.930	<b>2:18.487</b>	44.438	<b>2:31.321</b>	44.764	<b>2:34.130</b>
2	IP1	49.706	49.706	45.789	45.789	45.261	45.261	48.696	48.696	45.178	45.178	48.110	48.110	48.153	48.153
	IP2	35.248	1:24.954	33.015	1:18.804	32.297	1:17.558	35.185	1:23.881	32.914	1:18.092	37.563	1:25.673	33.845	1:21.998
	FL	41.677	<b>2:06.631</b>	37.786	<b>1:56.590</b>	42.119	<b>1:59.677</b>	41.990	<b>2:05.871</b>	40.774	<b>1:58.866</b>	43.611	<b>2:09.284</b>	38.294	<b>2:00.292</b>
3	IP1	45.143	45.143	<b>41.124</b>	<b>41.124</b>	40.244	40.244	48.259	48.259	42.577	42.577	49.691	49.691	42.528	42.528
	IP2	33.831	1:18.974	<b>30.245</b>	<b>1:11.369</b>	31.906	1:12.150	34.401	1:22.660	34.618	1:17.195	36.766	1:26.457	30.917	1:13.445
	FL	39.480	<b>1:58.454</b>	<b>35.533</b>	<b>1:46.902</b>	43.158	<b>1:55.308</b>	40.136	<b>2:02.796</b>	57.610	<b>PIT EXIT</b>	<b>43.536</b>	<b>2:09.993</b>	41.616	<b>1:55.061</b>
4	IP1	<b>43.616</b>	<b>43.616</b>	48.171	48.171	40.333	40.333	48.701	48.701	50.938	50.938	<b>45.017</b>	<b>45.017</b>	<b>42.054</b>	<b>42.054</b>
	IP2	<b>32.003</b>	<b>1:15.619</b>	33.610	1:21.781	<b>29.704</b>	<b>1:10.037</b>	<b>34.105</b>	1:22.806	41.100	1:32.038	<b>33.385</b>	<b>1:18.402</b>	<b>30.553</b>	<b>1:12.607</b>
	FL	<b>37.875</b>	1:53.494	-----	-----	<b>35.350</b>	<b>1:45.387</b>	<b>39.465</b>	<b>2:02.271</b>	39.220	<b>2:11.258</b>	-----	-----	<b>36.613</b>	<b>1:49.220</b>
5	IP1	45.937	45.937			<b>40.215</b>	<b>40.215</b>	<b>45.889</b>	<b>45.889</b>	40.424	40.424			44.370	44.370
	IP2	33.825	1:19.762			30.062	1:10.277	35.011	<b>1:20.900</b>	30.788	1:11.212			38.226	1:22.596
	FL	38.136	<b>1:57.898</b>			-----	-----	41.670	<b>2:02.570</b>	8:32.36	<b>PIT EXIT</b>			10:17.2	<b>PIT EXIT</b>
6	IP1	45.062	45.062					56.876	56.876	45.141	45.141			55.581	55.581
	IP2	43.443	1:28.505					38.573	1:35.449	31.099	1:16.240			35.884	1:31.465
	FL	8:08.81	<b>PIT EXIT</b>					7:11.05	<b>PIT EXIT</b>	36.395	<b>1:52.635</b>			-----	-----
7	IP1	50.646	50.646					48.552	48.552	40.368	40.368				
	IP2	32.262	1:22.908					34.624	1:23.176	29.809	1:10.177				
	FL	40.090	<b>2:02.998</b>					40.131	<b>2:03.307</b>	35.174	<b>1:45.351</b>				
8	IP1	1:01.12	1:01.128					48.784	48.784	<b>40.339</b>	<b>40.339</b>				
	IP2	34.393	1:35.521					37.114	1:25.898	<b>29.688</b>	<b>1:10.027</b>				
	FL	-----	-----					42.173	<b>2:08.071</b>	<b>35.010</b>	<b>1:45.037</b>				



## GT WINTER SERIES Qualifying Practice 1 ANALYSIS

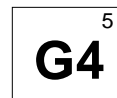
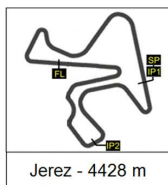
Número	54		55		56		66		72		78		80		
	Vta	Sector	Vuelta	Sector	Vuelta	Sector	Vuelta	Sector	Vuelta	Sector	Vuelta	Sector	Vuelta		
1	IP1	54.036	54.036	57.284	57.284	55.343	55.343	1:03.38	1:03.385	57.816	57.816	1:05.17	1:05.179	55.055	55.055
	IP2	36.827	1:30.863	44.694	1:41.978	40.382	1:35.725	40.546	1:43.931	36.294	1:34.110	40.375	1:45.554	35.193	1:30.248
	FL	40.313	<b>2:11.175</b>	43.713	<b>2:25.691</b>	45.467	<b>2:21.192</b>	45.877	<b>2:29.808</b>	44.649	<b>2:18.759</b>	41.091	<b>2:26.645</b>	39.806	<b>2:10.054</b>
2	IP1	44.929	44.929	48.232	48.232	46.162	46.162	47.003	47.003	46.360	46.360	47.099	47.099	45.164	45.164
	IP2	32.999	1:17.928	34.080	1:22.312	32.949	1:19.111	32.587	1:19.590	31.276	1:17.636	33.791	1:20.890	31.371	1:16.535
	FL	38.268	<b>1:56.196</b>	41.873	<b>2:04.185</b>	38.613	<b>1:57.724</b>	39.577	<b>1:59.167</b>	36.618	<b>1:54.254</b>	37.162	<b>1:58.052</b>	36.547	<b>1:53.081</b>
3	IP1	42.022	42.022	43.094	43.094	43.480	43.480	<b>40.822</b>	<b>40.822</b>	42.111	42.111	46.964	46.964	42.571	42.571
	IP2	31.712	1:13.734	31.772	1:14.866	<b>31.766</b>	<b>1:15.246</b>	30.139	<b>1:10.961</b>	29.616	1:11.727	34.852	1:21.816	31.567	1:14.138
	FL	41.527	<b>1:55.261</b>	37.848	<b>1:52.714</b>	<b>38.434</b>	<b>1:53.680</b>	35.695	<b>1:46.656</b>	<b>35.950</b>	<b>1:47.677</b>	37.264	<b>1:59.079</b>	37.019	<b>1:51.157</b>
4	IP1	43.120	43.120	<b>41.287</b>	<b>41.287</b>	51.019	51.019	40.880	40.880	<b>40.058</b>	<b>40.058</b>	42.469	42.469	<b>39.055</b>	<b>39.055</b>
	IP2	34.369	1:17.489	<b>30.685</b>	<b>1:11.972</b>	35.737	1:26.756	<b>30.096</b>	1:10.976	<b>29.156</b>	<b>1:09.214</b>	30.586	1:13.055	<b>28.645</b>	<b>1:07.700</b>
	FL	39.363	<b>1:56.852</b>	38.338	<b>1:50.310</b>	41.481	<b>2:08.236</b>	<b>35.439</b>	<b>1:46.415</b>	36.013	<b>1:45.226</b>	37.544	<b>1:50.599</b>	<b>34.933</b>	<b>1:42.633</b>
5	IP1	<b>41.784</b>	<b>41.784</b>	46.893	46.893	<b>43.443</b>	<b>43.443</b>	41.139	41.139	42.331	42.331	<b>40.317</b>	<b>40.317</b>	41.210	41.210
	IP2	32.115	1:13.899	31.381	1:18.274	33.699	1:17.142	30.183	1:11.322	31.308	1:13.639	<b>30.225</b>	<b>1:10.542</b>	29.054	1:10.264
	FL	<b>36.395</b>	<b>1:50.294</b>	<b>37.156</b>	<b>1:55.430</b>	-----	-----	36.646	<b>1:47.968</b>	37.070	<b>1:50.709</b>	<b>34.754</b>	<b>1:45.296</b>	36.426	<b>1:46.690</b>
6	IP1	42.288	42.288	46.802	46.802			44.575	44.575	44.897	44.897	1:02.14	1:02.142	39.903	39.903
	IP2	<b>30.698</b>	<b>1:12.986</b>	45.133	1:31.935			42.373	1:26.948	45.133	1:30.030	44.719	1:46.861	30.325	1:10.228
	FL	8:54.25	PIT EXIT	8:05.15	PIT EXIT			-----	-----	8:48.72	PIT EXIT	-----	-----	-----	-----
7	IP1	48.120	48.120	46.669	46.669					46.027	46.027				
	IP2	33.416	1:21.536	32.109	1:18.778					32.391	1:18.418				
	FL	38.545	<b>2:00.080</b>	37.164	<b>1:55.942</b>					36.834	<b>1:55.252</b>				
8	IP1	48.049	48.049							45.156	45.156				
	IP2	36.908	1:24.957							39.047	1:24.203				
	FL	-----	-----							46.246	<b>2:10.449</b>				



## GT WINTER SERIES Qualifying Practice 1 ANALYSIS

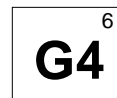
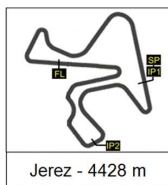
Número	81		85		87		91		92		101		110		
	Vta	Sector	Vuelta	Sector	Vuelta	Sector	Vuelta	Sector	Vuelta	Sector	Vuelta	Sector	Vuelta		
1	IP1	1:04.03	1:04.030	59.936	59.936	1:08.44	1:08.448	1:01.37	1:01.372	1:08.74	1:08.749	50.859	50.859	55.129	55.129
	IP2	42.735	1:46.765	43.601	1:43.537	44.663	1:53.111	40.088	1:41.460	37.860	1:46.609	30.354	1:21.213	36.659	1:31.788
	FL	47.969	<b>2:34.734</b>	44.205	<b>2:27.742</b>	48.148	<b>2:41.258</b>	4:53.93	PIT EXIT	40.679	<b>2:27.288</b>	<b>35.234</b>	<b>1:56.446</b>	42.871	<b>2:14.659</b>
2	IP1	51.094	51.094	57.973	57.973	52.955	52.955	52.639	52.639	43.718	43.718	<b>41.726</b>	<b>41.726</b>	43.064	43.064
	IP2	41.835	1:32.929	36.330	1:34.303	37.543	1:30.498	36.864	1:29.503	33.566	1:17.284	31.931	1:13.657	32.171	1:15.235
	FL	43.325	<b>2:16.254</b>	39.296	<b>2:13.599</b>	44.471	<b>2:14.969</b>	40.081	<b>2:09.584</b>	40.266	<b>1:57.550</b>	43.017	<b>1:56.674</b>	37.128	<b>1:52.362</b>
3	IP1	48.549	48.549	42.632	42.632	52.579	52.579	41.264	41.264	48.641	48.641	46.275	46.275	41.780	41.780
	IP2	34.133	1:22.682	31.001	1:13.633	40.557	1:33.136	32.099	1:13.363	33.991	1:22.632	32.301	1:18.576	31.435	1:13.215
	FL	40.011	<b>2:02.693</b>	<b>36.796</b>	<b>1:50.429</b>	41.254	<b>2:14.390</b>	8:31.34	PIT EXIT	39.380	<b>2:02.011</b>	2:11.00	PIT EXIT	<b>36.612</b>	<b>1:49.827</b>
4	IP1	45.663	45.663	<b>42.241</b>	<b>42.241</b>	45.230	45.230	41.830	41.830	41.839	41.839	42.989	42.989	<b>41.613</b>	<b>41.613</b>
	IP2	<b>33.568</b>	<b>1:19.231</b>	<b>30.819</b>	<b>1:13.060</b>	32.396	1:17.626	29.534	1:11.364	30.705	1:12.544	<b>29.324</b>	<b>1:12.313</b>	32.107	1:13.720
	FL	<b>39.314</b>	<b>1:58.545</b>	37.086	<b>1:50.146</b>	38.560	<b>1:56.186</b>	<b>34.328</b>	<b>1:45.692</b>	<b>35.611</b>	<b>1:48.155</b>	36.636	<b>1:48.949</b>	37.011	<b>1:50.731</b>
5	IP1	<b>45.631</b>	<b>45.631</b>	45.045	45.045	44.570	44.570	<b>38.861</b>	<b>38.861</b>	<b>41.367</b>	<b>41.367</b>	2:42.73	2:42.737	41.857	41.857
	IP2	47.708	1:33.339	34.742	1:19.787	32.178	1:16.748	<b>28.454</b>	<b>1:07.315</b>	<b>30.347</b>	<b>1:11.714</b>	42.753	3:25.490	<b>31.165</b>	<b>1:13.022</b>
	FL	8:12.79	PIT EXIT	41.005	<b>2:00.792</b>	9:14.82	PIT EXIT	34.525	<b>1:41.840</b>	36.425	<b>1:48.139</b>	-----	-----	39.127	<b>1:52.149</b>
6	IP1	56.311	56.311	42.299	42.299	51.035	51.035	38.977	38.977	1:02.38	1:02.381			44.430	44.430
	IP2	37.180	1:33.491	39.749	1:22.048	33.366	1:24.401	28.931	1:07.908	43.757	1:46.138			50.881	1:35.311
	FL	40.619	<b>2:14.110</b>	-----	-----	38.966	<b>2:03.367</b>	-----	-----	-----	-----			8:33.66	PIT EXIT
7	IP1	46.495	46.495			<b>43.095</b>	<b>43.095</b>							47.061	47.061
	IP2	36.687	1:23.182			<b>31.099</b>	<b>1:14.194</b>							32.542	1:19.603
	FL		-----			<b>37.419</b>	<b>1:51.613</b>							36.933	<b>1:56.535</b>
8	IP1													47.885	47.885
	IP2													34.190	1:22.075
	FL													38.762	<b>2:00.836</b>





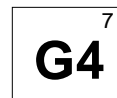
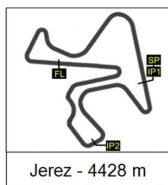
## GT WINTER SERIES Qualifying Practice 1 ANALYSIS

Número	111		112		113		128		185		250		310		
	Vta	Sector	Vuelta	Sector	Vuelta	Sector	Vuelta	Sector	Vuelta	Sector	Vuelta	Sector	Vuelta		
1	IP1	51.556	51.556	1:04.42	1:04.425	58.750	58.750	1:00.51	1:00.517	1:05.00	1:05.006	1:05.61	1:05.611	1:07.14	1:07.145
	IP2	35.727	1:27.283	38.217	1:42.642	37.682	1:36.432	41.013	1:41.530	44.858	1:49.864	43.467	1:49.078	44.566	1:51.711
	FL	42.221	<b>2:09.504</b>	43.615	<b>2:26.257</b>	40.031	<b>2:16.463</b>	44.108	<b>2:25.638</b>	54.545	<b>2:44.409</b>	45.003	<b>2:34.081</b>	46.802	<b>2:38.512</b>
2	IP1	43.292	43.292	47.738	47.738	47.475	47.475	45.747	45.747	57.554	57.554	46.642	46.642	49.831	49.831
	IP2	<b>31.914</b>	1:15.206	34.872	1:22.610	<b>33.157</b>	1:20.632	32.755	1:18.502	38.185	1:35.739	34.184	1:20.826	38.003	1:27.834
	FL	38.621	<b>1:53.827</b>	41.611	<b>2:04.221</b>	<b>38.467</b>	<b>1:59.099</b>	<b>38.762</b>	<b>1:57.264</b>	42.929	<b>2:18.668</b>	38.010	<b>1:58.835</b>	40.645	<b>2:08.479</b>
3	IP1	<b>42.291</b>	<b>42.291</b>	<b>43.110</b>	<b>43.110</b>	44.042	44.042	<b>43.441</b>	<b>43.441</b>	<b>48.402</b>	<b>48.402</b>	43.095	43.095	45.509	45.509
	IP2	34.874	1:17.165	31.776	1:14.886	33.396	1:17.438	32.358	<b>1:15.799</b>	36.920	1:25.322	30.831	1:13.926	35.067	1:20.576
	FL	39.036	<b>1:56.201</b>	<b>37.374</b>	<b>1:52.260</b>	41.086	<b>1:58.524</b>	1:02.32	PIT EXIT	<b>41.988</b>	<b>2:07.310</b>	<b>36.575</b>	<b>1:50.501</b>	38.724	<b>1:59.300</b>
4	IP1	42.346	42.346	43.238	43.238	<b>43.859</b>	<b>43.859</b>	59.069	59.069	49.918	49.918	41.910	41.910	43.390	43.390
	IP2	32.827	<b>1:15.173</b>	<b>31.427</b>	<b>1:14.665</b>	33.175	<b>1:17.034</b>	<b>31.743</b>	1:30.812	<b>34.899</b>	<b>1:24.817</b>	30.824	1:12.734	31.867	1:15.257
	FL	38.759	<b>1:53.932</b>	38.803	<b>1:53.468</b>	39.030	<b>1:56.064</b>	40.546	<b>2:11.358</b>	44.208	<b>2:09.025</b>	36.683	<b>1:49.417</b>	37.169	<b>1:52.426</b>
5	IP1	43.069	43.069	43.483	43.483	59.697	59.697	44.555	44.555	57.409	57.409	<b>41.883</b>	<b>41.883</b>	44.058	44.058
	IP2	32.264	1:15.333	32.525	1:16.008	45.970	1:45.667	31.950	1:16.505	49.437	1:46.846	<b>30.722</b>	<b>1:12.605</b>	32.549	1:16.607
	FL	9:32.17	PIT EXIT	9:00.01	PIT EXIT	-----	-----	8:54.21	PIT EXIT	9:56.99	PIT EXIT	42.994	<b>1:55.598</b>	39.900	<b>1:56.507</b>
6	IP1	50.245	50.245	48.828	48.828			47.272	47.272	59.895	59.895	56.873	56.873	59.891	59.891
	IP2	33.097	1:23.342	33.357	1:22.185			33.615	1:20.887	39.581	1:39.476	49.200	1:46.073	43.436	1:43.327
	FL	<b>37.653</b>	<b>2:00.995</b>	38.633	<b>2:00.818</b>			41.002	<b>2:01.889</b>	44.484	<b>2:23.960</b>	-----	-----	7:16.70	PIT EXIT
7	IP1	45.982	45.982	47.937	47.937			46.849	46.849					46.867	46.867
	IP2	33.877	1:19.859	34.760	1:22.697			35.224	1:22.073					31.871	1:18.738
	FL	38.512	<b>1:58.371</b>	-----	-----			40.467	<b>2:02.540</b>	-----	-----			37.478	<b>1:56.216</b>
8	IP1													<b>42.507</b>	<b>42.507</b>
	IP2													<b>31.031</b>	<b>1:13.538</b>
	FL													<b>36.936</b>	<b>1:50.474</b>



## GT WINTER SERIES Qualifying Practice 1 ANALYSIS

Número	319		410		700		741		818		820		888		
	Vta	Sector	Vuelta	Sector	Vuelta	Sector	Vuelta	Sector	Vuelta	Sector	Vuelta	Sector	Vuelta		
1	IP1	48.230	48.230	50.572	50.572	1:08.71	1:08.715	49.150	49.150	1:15.54	1:15.548	1:12.34	1:12.341	49.864	49.864
	IP2	32.923	1:21.153	<b>31.416</b>	1:21.988	44.520	1:53.235	32.652	1:21.802	47.996	2:03.544	44.664	1:57.005	34.938	1:24.802
	FL	38.486	<b>1:59.639</b>	<b>39.290</b>	<b>2:01.278</b>	50.830	<b>2:44.065</b>	36.304	<b>1:58.106</b>	50.037	<b>2:53.581</b>	44.636	<b>2:41.641</b>	43.715	<b>2:08.517</b>
2	IP1	41.677	41.677	<b>44.254</b>	<b>44.254</b>	50.547	50.547	41.192	41.192	1:01.10	1:01.103	50.232	50.232	43.669	43.669
	IP2	32.345	1:14.022	32.920	<b>1:17.174</b>	36.655	1:27.202	30.667	1:11.859	45.128	1:46.231	35.371	1:25.603	30.489	1:14.158
	FL	35.941	<b>1:49.963</b>		-----	43.987	<b>2:11.189</b>	36.485	<b>1:48.344</b>	48.484	<b>2:34.715</b>	44.961	<b>2:10.564</b>	38.418	<b>1:52.576</b>
3	IP1	41.581	41.581			47.618	47.618	41.506	41.506	48.266	48.266	46.619	46.619	40.811	40.811
	IP2	<b>29.999</b>	1:11.580			37.567	1:25.185	29.640	1:11.146	<b>36.979</b>	1:25.245	<b>34.194</b>	<b>1:20.813</b>	30.290	1:11.101
	FL	35.658	<b>1:47.238</b>			42.402	<b>2:07.587</b>	35.865	<b>1:47.011</b>	41.236	<b>2:06.481</b>	<b>39.717</b>	<b>2:00.530</b>	36.053	<b>1:47.154</b>
4	IP1	40.909	40.909			47.606	47.606	40.318	40.318	<b>47.321</b>	<b>47.321</b>	<b>46.566</b>	<b>46.566</b>	41.315	41.315
	IP2	30.247	<b>1:11.156</b>			34.049	1:21.655	31.301	1:11.619	37.596	<b>1:24.917</b>	36.291	1:22.857	30.780	1:12.095
	FL	<b>35.577</b>	<b>1:46.733</b>			39.760	<b>2:01.415</b>	38.337	<b>1:49.956</b>	44.234	<b>2:09.151</b>		-----	36.646	<b>1:48.741</b>
5	IP1	<b>40.786</b>	<b>40.786</b>			<b>46.490</b>	<b>46.490</b>	<b>40.006</b>	<b>40.006</b>	57.925	57.925			<b>40.568</b>	<b>40.568</b>
	IP2	31.024	1:11.810			34.455	<b>1:20.945</b>	29.350	<b>1:09.356</b>	49.166	1:47.091			<b>29.923</b>	<b>1:10.491</b>
	FL	39.337	<b>1:51.147</b>			8:56.81	PIT EXIT	35.871	<b>1:45.227</b>	8:07.87	PIT EXIT			<b>35.606</b>	<b>1:46.097</b>
6	IP1	41.565	41.565			53.894	53.894	40.349	40.349	56.701	56.701			1:02.92	1:02.923
	IP2	38.918	1:20.483			<b>33.622</b>	1:27.516	<b>29.234</b>	1:09.583	37.922	1:34.623			45.026	1:47.949
	FL		-----			<b>38.995</b>	<b>2:06.511</b>	<b>34.961</b>	<b>1:44.544</b>	<b>40.785</b>	<b>2:15.408</b>			7:34.92	PIT EXIT
7	IP1					50.221	50.221	58.974	58.974	54.735	54.735			59.672	59.672
	IP2					38.578	1:28.799	45.352	1:44.326	39.470	1:34.205			52.233	1:51.905
	FL					40.051	<b>2:08.850</b>		-----	41.768	<b>2:15.973</b>			43.225	<b>2:35.130</b>
8	IP1													42.409	42.409
	IP2													40.545	1:22.954
	FL						-----								-----



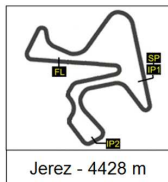
## GT WINTER SERIES Qualifying Practice 1 ANALYSIS

Número	911		974		981		992		0		0		0	
Vta	Sector	Vuelta	Sector	Vuelta	Sector	Vuelta	Sector	Vuelta	Sector	Vuelta	Sector	Vuelta	Sector	Vuelta
1	IP1	1:03.30	1:03.306	59.975	59.975	1:05.20	1:05.201	<b>1:34.73</b>	<b>1:34.730</b>					
	IP2	38.973	1:42.279	38.508	1:38.483	46.296	1:51.497	<b>43.669</b>	<b>2:18.399</b>					
	FL	42.790	<b>2:25.069</b>	43.574	<b>2:22.057</b>	49.826	<b>2:41.323</b>		-----					
2	IP1	49.385	49.385	50.046	50.046	59.841	59.841							
	IP2	34.591	1:23.976	36.158	1:26.204	38.483	1:38.324							
	FL	46.577	<b>2:10.553</b>	41.209	<b>2:07.412</b>	1:28.75	<b>PIT EXIT</b>							
3	IP1	43.104	43.104	45.961	45.961	51.759	51.759							
	IP2	31.719	1:14.823	34.681	1:20.642	35.412	1:27.171							
	FL	36.911	<b>1:51.733</b>	40.372	<b>2:01.014</b>	39.399	<b>2:06.570</b>							
4	IP1	42.584	42.584	45.902	45.902	<b>47.356</b>	<b>47.356</b>							
	IP2	31.363	1:13.947	<b>33.599</b>	<b>1:19.501</b>	<b>33.506</b>	<b>1:20.862</b>							
	FL	37.365	<b>1:51.312</b>	<b>40.007</b>	<b>1:59.508</b>	<b>38.919</b>	<b>1:59.781</b>							
5	IP1	42.409	42.409	<b>44.902</b>	<b>44.902</b>	1:00.68	1:00.684							
	IP2	33.508	1:15.917	49.990	1:34.892	43.953	1:44.637							
	FL	8:49.87	<b>PIT EXIT</b>		-----		-----							
6	IP1	50.206	50.206											
	IP2	31.801	1:22.007											
	FL	37.089	<b>1:59.096</b>											
7	IP1	<b>42.049</b>	<b>42.049</b>											
	IP2	<b>30.620</b>	<b>1:12.669</b>											
	FL	<b>36.507</b>	1:49.176											
8	IP1													
	IP2													
	FL		-----											

**G5**

## GT WINTER SERIES Qualifying Practice 1 40 BEST LAPS

Dorsal	Piloto	Nat	Equipo	Maq.	Hora	Vuelta	Tiempo
91	Joos, Michael	GER	Joos, Michael	Porsche	9:23:36	5	1:41.840
80	Engstler, Luca	GER	Liqui Moly Team Engstler	Audi	9:07:60	4	1:42.633
741	Lisowski, Mateusz	POL	PTT Racing	Porsche	9:11:22	6	1:44.544
35	Svepes, Dieter	GER	Huber Racing	Porsche	9:25:30	8	1:45.037
72	Lauer, Uwe	GER	Die Biermacher Racing	Ferrari	9:08:44	4	1:45.226
741	Lisowski, Mateusz	POL	PTT Racing	Porsche	9:09:37	5	1:45.227
78	Wimberger, Christian	AUS	78Racing-Team	Lamborghini	9:11:14	5	1:45.296
35	Svepes, Dieter	GER	Huber Racing	Porsche	9:23:45	7	1:45.351
33	Kapfinger, Johannes	GER	Huber Racing	Porsche	9:09:52	4	1:45.387
21	Blattner, Dustin	GER	PRE operated by Manthey Racing	Porsche	9:06:57	3	1:45.443
91	Joos, Michael	GER	Joos, Michael	Porsche	9:21:54	4	1:45.692
21	Blattner, Dustin	GER	PRE operated by Manthey Racing	Porsche	9:08:43	4	1:46.046
888	Sawaya, Fuad	GER	PRE operated by Manthey Racing	Porsche	9:11:15	5	1:46.097
66	Engstler, Franz	GER	Liqui Moly Team Engstler	Ferrari	9:09:03	4	1:46.415
66	Engstler, Franz	GER	Liqui Moly Team Engstler	Ferrari	9:07:17	3	1:46.656
80	Engstler, Luca	GER	Liqui Moly Team Engstler	Audi	9:09:46	5	1:46.690
319	Mansour, Tareq	GER	PRE operated by Manthey Racing	Porsche	9:08:56	4	1:46.733
26	Löffler, Bernhard	AUS	78Racing-Team	Lamborghini	9:06:34	3	1:46.902
741	Lisowski, Mateusz	POL	PTT Racing	Porsche	9:06:02	3	1:47.011
888	Sawaya, Fuad	GER	PRE operated by Manthey Racing	Porsche	9:07:41	3	1:47.154
319	Mansour, Tareq	GER	PRE operated by Manthey Racing	Porsche	9:07:10	3	1:47.238
72	Lauer, Uwe	GER	Die Biermacher Racing	Ferrari	9:06:58	3	1:47.677
66	Engstler, Franz	GER	Liqui Moly Team Engstler	Ferrari	9:10:51	5	1:47.968
92	Miniberger, Tomas	CHE	RTR Projects	KTM	9:11:13	5	1:48.139
92	Miniberger, Tomas	CHE	RTR Projects	KTM	9:09:24	4	1:48.155
741	Lisowski, Mateusz	POL	PTT Racing	Porsche	9:04:15	2	1:48.344
21	Blattner, Dustin	GER	PRE operated by Manthey Racing	Porsche	9:05:11	2	1:48.735
888	Sawaya, Fuad	GER	PRE operated by Manthey Racing	Porsche	9:09:29	4	1:48.741
3	Guirrerri, Giuseppe	ITA	Raptor Engineering	Porsche	9:09:44	4	1:48.897
101	Heyer, Kenneth	GER	Schnitzelalm Racing	Mercedes	9:09:28	4	1:48.949
911	Martins, Leandro	POR	Martins, Leandro	Porsche	9:24:02	7	1:49.176
48	Ortmann, Mike-David	GER	PROsport Racing	Aston Marti	9:08:50	4	1:49.220
250	Denning, Alex	GER	PROsport Racing	Aston Marti	9:08:55	4	1:49.417
110	Ferrer, Matteo	GER	Phoenix Racing	Porsche	9:06:44	3	1:49.827
741	Lisowski, Mateusz	POL	PTT Racing	Porsche	9:07:52	4	1:49.956
319	Mansour, Tareq	GER	PRE operated by Manthey Racing	Porsche	9:05:22	2	1:49.963
85	Primm, Simon Colin	GER	CV Performance	Mercedes	9:08:44	4	1:50.146
54	Marazzi, Stefano	ITA	Rossocorsa	Ferrari	9:10:17	5	1:50.294
55	Del Bono, Rinaldo	ITA	Rossocorsa	Ferrari	9:08:38	4	1:50.310
85	Primm, Simon Colin	GER	CV Performance	Mercedes	9:06:53	3	1:50.429

**G6**

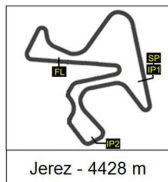
## GT WINTER SERIES Qualifying Practice 1 TOP FIVE LAPS

Piloto	Nat	Equipo	Top Five Laps				
91 Joos, Michael	GER	Joos, Michael	<b>1:41.840</b>	1:45.692	2:09.584	PIT EXIT	PIT EXIT
80 Engstler, Luca	GER	Liqui Moly Team Engstler	<b>1:42.633</b>	1:46.690	1:51.157	1:53.081	2:10.054
741 Lisowski, Mateusz	POL	PTT Racing	<b>1:44.544</b>	1:45.227	1:47.011	1:48.344	1:49.956
35 Svepes, Dieter	GER	Huber Racing	<b>1:45.037</b>	1:45.351	1:52.635	1:58.866	2:11.258
72 Lauer, Uwe	GER	Die Biermacher Racing	<b>1:45.226</b>	1:47.677	1:50.709	1:54.254	1:55.252
78 Wimberger, Christian	AUS	78Racing-Team	<b>1:45.296</b>	1:50.599	1:58.052	1:59.079	2:26.645
33 Kapfinger, Johannes	GER	Huber Racing	<b>1:45.387</b>	1:55.308	1:59.677	2:26.945	PIT EXIT
21 Blattner, Dustin	GER	PRE operated by Manthey Racing	<b>1:45.443</b>	1:46.046	1:48.735	1:50.519	1:57.132
888 Sawaya, Fuad	GER	PRE operated by Manthey Racing	<b>1:46.097</b>	1:47.154	1:48.741	1:52.576	2:08.517
66 Engstler, Franz	GER	Liqui Moly Team Engstler	<b>1:46.415</b>	1:46.656	1:47.968	1:59.167	2:29.808
319 Mansour, Tareq	GER	PRE operated by Manthey Racing	<b>1:46.733</b>	1:47.238	1:49.963	1:51.147	1:59.639
26 Löffler, Bernhard	AUS	78Racing-Team	<b>1:46.902</b>	1:56.590	2:17.542	PIT EXIT	
92 Miniberger, Tomas	CHE	RTR Projects	<b>1:48.139</b>	1:48.155	1:57.550	2:02.011	2:27.288
3 Guirri, Giuseppe	ITA	Raptor Engineering	<b>1:48.897</b>	1:55.232	2:01.173	2:27.095	PIT EXIT
101 Heyer, Kenneth	GER	Schnitzelalm Racing	<b>1:48.949</b>	1:56.446	1:56.674	PIT EXIT	PIT EXIT
911 Martins, Leandro	POR	Martins, Leandro	<b>1:49.176</b>	1:51.312	1:51.733	1:59.096	2:10.553
48 Ortmann, Mike-David	GER	PROsport Racing	<b>1:49.220</b>	1:55.061	2:00.292	2:34.130	PIT EXIT
250 Denning, Alex	GER	PROsport Racing	<b>1:49.417</b>	1:50.501	1:55.598	1:58.835	2:34.081
110 Ferrer, Matteo	GER	Phoenix Racing	<b>1:49.827</b>	1:50.731	1:52.149	1:52.362	1:56.535
85 Pimm, Simon Colin	GER	CV Performance	<b>1:50.146</b>	1:50.429	2:00.792	2:13.599	2:27.742
54 Marazzi, Stefano	ITA	Rossocorsa	<b>1:50.294</b>	1:55.261	1:56.196	1:56.852	2:00.080
55 Del Bono, Rinaldo	ITA	Rossocorsa	<b>1:50.310</b>	1:52.714	1:55.430	1:55.942	2:04.185
310 Jilkova, Gabriela	GER	PROsport Racing	<b>1:50.474</b>	1:52.426	1:56.216	1:56.507	1:59.300
19 Knopp, Josef	GER	Mücke Motorsport	<b>1:50.808</b>	1:51.846	1:55.041	1:55.174	1:58.224
1 Neuser, Tim	GER	Schnitzelalm Racing	<b>1:50.921</b>	1:53.981	1:55.184	1:55.627	2:06.049
87 Astrand, Mattias	SWE	Auto Lounge Racing	<b>1:51.613</b>	1:56.186	2:03.367	2:14.390	2:14.969
11 Förderer, Enrico	GER	Schnitzelalm Racing	<b>1:52.048</b>	1:52.554	1:53.017	1:58.863	2:13.058
112 Vollet, Jürgen	GER	Krämer, Karsten	<b>1:52.260</b>	1:53.468	2:00.818	2:04.221	2:26.257
7 Skaar, Christian	SWE	Auto Lounge Racing	<b>1:52.719</b>	1:55.315	1:59.783	2:03.222	2:35.324
23 Mihaylov, Mihail	BUL	Overdrive Racing	<b>1:53.494</b>	1:57.898	1:58.454	2:02.998	2:06.631
56 Gustafsson, Ronnie	SWE	WILECO	<b>1:53.680</b>	1:57.724	2:08.236	2:21.192	PIT EXIT
111 Blatter, Florian	GER	Phoenix Racing	<b>1:53.827</b>	1:53.932	1:56.201	1:58.371	2:00.995



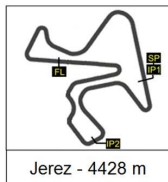
**GT WINTER SERIES**  
**Qualifying Practice 1**  
**TOP FIVE LAPS**

<b>Piloto</b>	<b>Nat</b>	<b>Equipo</b>	<b>Top Five Laps</b>				
<b>18</b> Scheer, Ronny	GER	Mücke Motorsport	<b>1:54.897</b>	1:56.939	2:04.779	2:05.393	2:05.652
<b>113</b> Hillaby, Chris	SPA	Mental Motorsport	<b>1:56.064</b>	1:58.524	1:59.099	2:16.463	PIT EXIT
<b>128</b> Richter, Jens	AUS	MS Racing	<b>1:57.264</b>	2:01.889	2:02.540	2:11.358	PIT EXIT
<b>81</b> Macias, Javier	SPA	Promotion Motorsport	<b>1:58.545</b>	2:02.693	2:14.110	2:16.254	2:34.734
<b>974</b> Toennessen, Guido	GER	Krämer, Karsten	<b>1:59.508</b>	2:01.014	2:07.412	2:22.057	PIT EXIT
<b>981</b> Ober, Alexander	AUS	78Racing-Team	<b>1:59.781</b>	2:06.570	2:41.323	PIT EXIT	PIT EXIT
<b>820</b> Martins, Alexandre	POR	Racar Motorsport	<b>2:00.530</b>	2:10.564	2:41.641	PIT EXIT	
<b>410</b> Wira, Piotr	POL	Good Speed Racing	<b>2:01.278</b>	PIT EXIT			
<b>700</b> Goos, Thilo	GER	Mücke Motorsport	<b>2:01.415</b>	2:06.511	2:07.587	2:08.850	2:11.189
<b>34</b> Schwager, Dominik	GER	JvO Racing	<b>2:02.271</b>	2:02.570	2:02.796	2:03.307	2:05.871
<b>818</b> Halle, Nick	GER	JvO Racing	<b>2:06.481</b>	2:09.151	2:15.408	2:15.973	2:34.715
<b>185</b> Laskowski, Hanno	GER	JvO Racing	<b>2:07.310</b>	2:09.025	2:18.668	2:23.960	2:44.409
<b>42</b> Lemoine, Julien	FRA	ANS Motorsport	<b>2:09.284</b>	2:09.993	2:31.321	PIT EXIT	
<b>992</b> Sedlmaier, Markus	AUS	Sebastian Davm	<b>PIT EXIT</b>				

**G7**

## GT WINTER SERIES Qualifying Practice 1 40 BEST MAXIMUM SPEEDS

Dorsal	Piloto	Nat	Equipo	Maq.	Hora	Vuelta	Vmax
78	Wimberger, Christian	AUS	78Racing-Team	Lamborghini	9:10:09	4	236,4
78	Wimberger, Christian	AUS	78Racing-Team	Lamborghini	9:08:21	3	234,7
26	Löffler, Bernhard	AUS	78Racing-Team	Lamborghini	9:05:28	2	234,5
26	Löffler, Bernhard	AUS	78Racing-Team	Lamborghini	9:07:22	3	230,6
26	Löffler, Bernhard	AUS	78Racing-Team	Lamborghini	9:03:36	1	229,7
33	Kapfinger, Johannes	GER	Huber Racing	Porsche	9:08:47	3	228,9
80	Engstler, Luca	GER	Liqui Moly Team Engstler	Audi	9:06:56	3	227,8
33	Kapfinger, Johannes	GER	Huber Racing	Porsche	9:06:51	2	227,5
33	Kapfinger, Johannes	GER	Huber Racing	Porsche	9:10:32	4	227,3
21	Blattner, Dustin	GER	PRE operated by Manthey Racing	Porsche	9:11:14	5	227,0
80	Engstler, Luca	GER	Liqui Moly Team Engstler	Audi	9:10:26	5	226,8
55	Del Bono, Rinaldo	ITA	Rossocorsa	Ferrari	9:07:29	3	226,8
741	Lisowski, Mateusz	POL	PTT Racing	Porsche	9:06:42	3	226,7
21	Blattner, Dustin	GER	PRE operated by Manthey Racing	Porsche	9:07:37	3	226,6
319	Mansour, Tareq	GER	PRE operated by Manthey Racing	Porsche	9:09:37	4	226,6
21	Blattner, Dustin	GER	PRE operated by Manthey Racing	Porsche	9:05:52	2	226,0
66	Engstler, Franz	GER	Liqui Moly Team Engstler	Ferrari	9:07:58	3	226,0
21	Blattner, Dustin	GER	PRE operated by Manthey Racing	Porsche	9:04:05	1	225,8
3	Guirrerri, Giuseppe	ITA	Raptor Engineering	Porsche	9:08:36	3	225,8
66	Engstler, Franz	GER	Liqui Moly Team Engstler	Ferrari	9:06:11	2	225,7
888	Sawaya, Fuad	GER	PRE operated by Manthey Racing	Porsche	9:08:22	3	225,5
888	Sawaya, Fuad	GER	PRE operated by Manthey Racing	Porsche	9:06:34	2	225,5
35	Svepes, Dieter	GER	Huber Racing	Porsche	9:11:04	4	225,4
110	Ferrer, Matteo	GER	Phoenix Racing	Porsche	9:05:36	2	225,4
319	Mansour, Tareq	GER	PRE operated by Manthey Racing	Porsche	9:04:14	1	225,2
741	Lisowski, Mateusz	POL	PTT Racing	Porsche	9:08:32	4	225,1
101	Heyer, Kenneth	GER	Schnitzelalm Racing	Mercedes	9:10:07	4	225,0
91	Joos, Michael	GER	Joos, Michael	Porsche	9:22:33	4	225,0
72	Lauer, Uwe	GER	Die Biermacher Racing	Ferrari	9:07:38	3	225,0
911	Martins, Leandro	POR	Martins, Leandro	Porsche	9:22:55	6	225,0
741	Lisowski, Mateusz	POL	PTT Racing	Porsche	9:03:08	1	224,9
319	Mansour, Tareq	GER	PRE operated by Manthey Racing	Porsche	9:11:29	5	224,8
35	Svepes, Dieter	GER	Huber Racing	Porsche	9:22:40	6	224,8
3	Guirrerri, Giuseppe	ITA	Raptor Engineering	Porsche	9:06:42	2	224,8
911	Martins, Leandro	POR	Martins, Leandro	Porsche	9:07:08	2	224,7
35	Svepes, Dieter	GER	Huber Racing	Porsche	9:24:26	7	224,5
72	Lauer, Uwe	GER	Die Biermacher Racing	Ferrari	9:05:53	2	224,5
92	Miniberger, Tomas	CHE	RTR Projects	KTM	9:08:18	3	224,5
3	Guirrerri, Giuseppe	ITA	Raptor Engineering	Porsche	9:10:26	4	224,3
101	Heyer, Kenneth	GER	Schnitzelalm Racing	Mercedes	9:08:22	3	224,2



## GT WINTER SERIES Qualifying Practice 1 TOP FIVE MAXIMUM SPEEDS

Piloto	Nat	Equipo	Top Five Vmax				
78 Wimberger, Christian	AUS	78Racing-Team	236,4	234,7	195,2	185,8	121,3
26 Löffler, Bernhard	AUS	78Racing-Team	234,5	230,6	229,7	151,4	
33 Kapfinger, Johannes	GER	Huber Racing	228,9	227,5	227,3	187,0	141,8
80 Engstler, Luca	GER	Liqui Moly Team Engstler	227,8	226,8	223,6	221,9	219,2
21 Blattner, Dustin	GER	PRE operated by Manthey Racing	227,0	226,6	226,0	225,8	220,3
55 Del Bono, Rinaldo	ITA	Rossocorsa	226,8	223,8	222,6	221,4	193,0
741 Lisowski, Mateusz	POL	PTT Racing	226,7	225,1	224,9	224,1	220,2
319 Mansour, Tareq	GER	PRE operated by Manthey Racing	226,6	225,2	224,8	224,2	222,2
66 Engstler, Franz	GER	Liqui Moly Team Engstler	226,0	225,7	222,1	219,7	179,3
3 Guirrerri, Giuseppe	ITA	Raptor Engineering	225,8	224,8	224,3	173,8	168,7
888 Sawaya, Fuad	GER	PRE operated by Manthey Racing	225,5	225,5	223,5	221,9	221,2
35 Svepes, Dieter	GER	Huber Racing	225,4	224,8	224,5	219,9	209,1
110 Ferrer, Matteo	GER	Phoenix Racing	225,4	221,5	220,9	217,6	204,5
911 Martins, Leandro	POR	Martins, Leandro	225,0	224,7	224,2	223,2	219,8
72 Lauer, Uwe	GER	Die Biermacher Racing	225,0	224,5	220,0	219,8	216,9
101 Heyer, Kenneth	GER	Schnitzelalm Racing	225,0	224,2	211,6	202,6	198,7
91 Joos, Michael	GER	Joos, Michael	225,0	224,1	220,7	218,4	150,8
92 Miniberger, Tomas	CHE	RTR Projects	224,5	223,7	222,1	220,3	131,6
111 Blatter, Florian	GER	Phoenix Racing	223,5	223,4	223,0	220,3	219,7
54 Marazzi, Stefano	ITA	Rossocorsa	222,7	220,1	220,1	217,3	214,7
113 Hillaby, Chris	SPA	Mental Motorsport	221,4	221,4	218,7	156,3	139,9
410 Wira, Piotr	POL	Good Speed Racing	221,2	219,6			
112 Vollet, Jürgen	GER	Krämer, Karsten	220,9	220,1	219,6	218,6	212,8
34 Schwager, Dominik	GER	JvO Racing	218,0	217,0	216,6	216,5	216,2
185 Laskowski, Hanno	GER	JvO Racing	217,7	207,5	202,3	183,1	177,7
7 Skaar, Christian	SWE	Auto Lounge Racing	212,5	211,0	210,1	208,6	206,7
250 Denning, Alex	GER	PROsport Racing	210,0	209,9	208,7	200,6	122,3
128 Richter, Jens	AUS	MS Racing	210,0	209,3	206,5	204,3	203,9
818 Halle, Nick	GER	JvO Racing	209,9	194,0	179,8	156,3	141,0
1 Neuser, Tim	GER	Schnitzelalm Racing	209,3	208,3	207,3	206,7	205,9
56 Gustafsson, Ronnie	SWE	WILECO	209,0	207,6	206,4	197,3	142,1
23 Mihaylov, Mihail	BUL	Overdrive Racing	208,4	205,0	204,7	204,5	200,4





**GT WINTER SERIES**  
**Qualifying Practice 1**  
**TOP FIVE MAXIMUM SPEEDS**

<b>Piloto</b>	<b>Nat</b>	<b>Equipo</b>	<b>Top Five Vmax</b>				
<b>19</b> Knopp, Josef	GER	Mücke Motorsport	<b>208,2</b>	207,4	206,1	205,2	204,9
<b>11</b> Förderer, Enrico	GER	Schnitzelalm Racing	<b>208,1</b>	207,7	206,9	205,4	205,4
<b>310</b> Jilkova, Gabriela	GER	PROsport Racing	<b>207,6</b>	207,1	207,0	205,6	205,6
<b>85</b> Pimm, Simon Colin	GER	CV Performance	<b>207,5</b>	206,8	206,3	204,1	153,7
<b>700</b> Goos, Thilo	GER	Mücke Motorsport	<b>207,1</b>	203,2	201,6	198,3	195,1
<b>48</b> Ortmann, Mike-David	GER	PROsport Racing	<b>206,9</b>	206,8	199,7	170,1	163,7
<b>974</b> Toennesen, Guido	GER	Krämer, Karsten	<b>205,4</b>	205,1	201,2	200,0	191,8
<b>87</b> Astrand, Mattias	SWE	Auto Lounge Racing	<b>205,2</b>	204,9	203,1	200,4	195,2
<b>18</b> Scheer, Ronny	GER	Mücke Motorsport	<b>204,3</b>	203,3	199,5	189,1	168,3
<b>820</b> Martins, Alexandre	POR	Racar Motorsport	<b>203,7</b>	197,3	197,0	139,2	
<b>42</b> Lemoine, Julien	FRA	ANS Motorsport	<b>202,7</b>	200,4	188,0	171,2	
<b>81</b> Macias, Javier	SPA	Promotion Motorsport	<b>201,6</b>	200,7	199,1	192,7	181,3
<b>981</b> Ober, Alexander	AUS	78Racing-Team	<b>201,1</b>	199,6	184,5	141,1	122,5
<b>992</b> Sedlmaier, Markus	AUS	Sebastian Davm	<b>122,5</b>				