


***TECHNICAL DATAS
BARCELONA
FEBRUARY 2024***



GTWS

PTWS

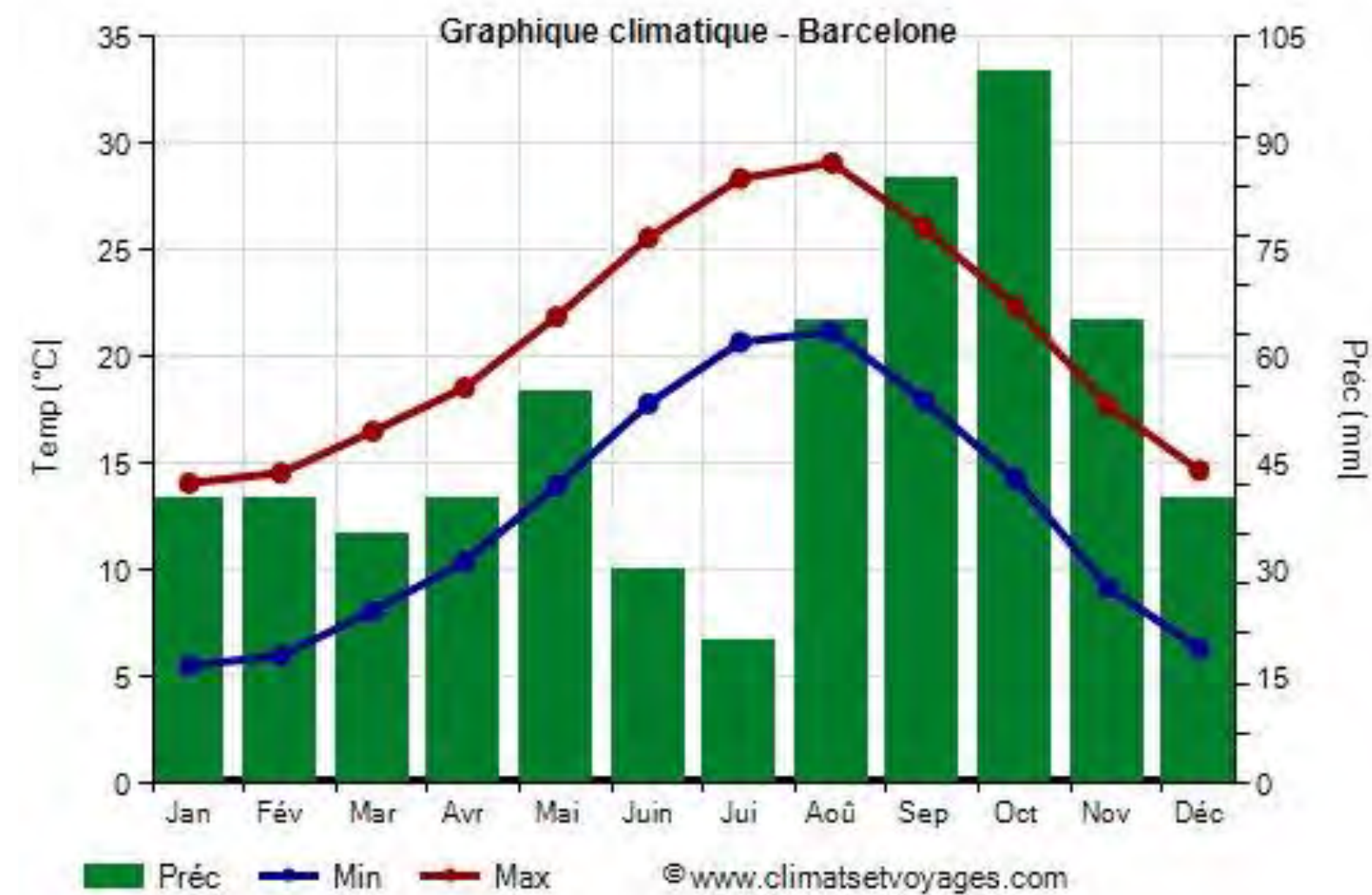
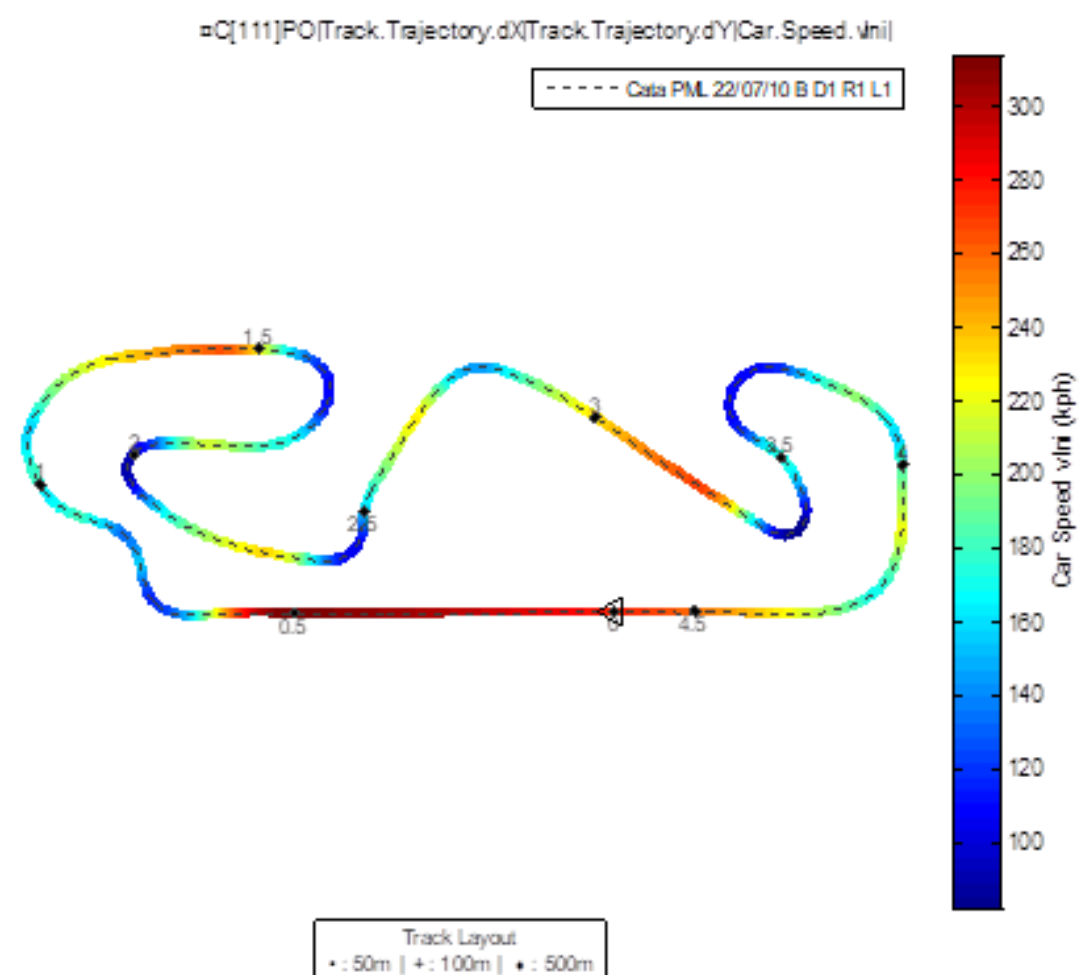


TRACÉ CIRCUIT / TRACK LAYOUT

& CONDITIONS MÉTÉO / WEATHER CONDITIONS



BARCELONA



PRÉCONISATIONS / RECOMMENDATIONS

& GESTION DES PNEUMATIQUES / TYRE MANAGEMENT



S9M



27/65-18



P2L

MICHELIN Pilot Sport GT M S8/S9 (S8M/S9M)

Usage	Circuit sans banking / Track without banking
Charge maxi / Max load (static + dynamic)	450 DaN
Vitesse maxi / Max speed	320 km/h / 198 mph
Jante nominale / Nominal rim	11 (±0.5) J 18
Pression mini à froid / Minimum cold pressure	1.3 bar / 18.9 psi
Longueur du relais / Stint length	190 km / 118 mi

Nombre de relais / Number of stints	Pression mini à chaud / Minimum hot pressure (bar / psi)					
	1.8 / 26.1	1.9 / 27.6	2.0 / 29.0	2.1 / 30.5	2.2 / 31.9	2.3 / 33.4
Carrossage / Camber						
-4.51°	0	0	0	0	0	0
-4.01° to -4.5°	0	0	2	2	2	2
-3.51° to -4.0°	0	2	2	2	2	2
From -2.0° to -3.5°	0	2	2	2	2	2

MICHELIN Pilot Sport GT P2L

Usage	Circuit sans banking / Track without banking
Charge maxi / Max load (static + dynamic)	600 DaN
Vitesse maxi / Max speed	320 km/h / 198 mph
Jante nominale / Nominal rim	11 (±0.5) J 18
Pression mini à froid / Minimum cold pressure	1.4 bar / 20.3 psi
Longueur du relais / Stint length	180 km / 112 mi

Nombre de relais / Number of stints	Pression mini à chaud / Minimum hot pressure (bar / psi)					
	1.9 / 27.6	2.0 / 29.0	2.1 / 30.5	2.2 / 31.9	2.3 / 33.4	2.4 / 34.8
Carrossage / Camber						
-4.01°	0	0	0	0	0	0
-3.51° to -4.0°	0	0	0	1	1	1
-3.01° to -3.5°	0	0	0	1	1	1
-2.51° to -3.0°	0	0	0	1	1	1
From -2.0° to -2.5°	0	2	2	2	2	2



PRÉCONISATIONS / RECOMMANDATIONS

& GESTION DES PNEUMATIQUES / TYRE MANAGEMENT



S8M



30/65-18



P2L

MICHELIN Pilot Sport GT M S7/S8/S9 (S7M/S8M/S9M)

Usage	Circuit sans banking / Track without banking
Charge maxi / Max load (static + dynamic)	600 daN
Vitesse maxi / Max speed	320 km/h / 198 mph
Jante nominale / Nominal rim	12 (-1/+0.5) J 18
Pression mini à froid / Minimum cold pressure	1.4 bar / 20.3 psi
Longueur du relais / Stint length	180 km / 112 mi

Nombre de relais / Number of stints	Pression mini à chaud / Minimum hot pressure (bar / psi)					
	1.8 / 26.1	1.9 / 27.6	2.0 / 29.0	2.1 / 30.5	2.2 / 31.9	2.3 / 33.4
Carrossage / Camber						
-4.01°	0	0	0	0	0	0
-3.51° to -4.0°	0	0	0	1	1	1
-3.01° to -3.5°	0	0	2	2	2	2
From -2.0° to -3.0°	0	1	2	2	2	2

MICHELIN Pilot Sport GT P2L

Usage	Circuit sans banking / Track without banking
Charge maxi / Max load (static + dynamic)	600 daN
Vitesse maxi / Max speed	320 km/h / 198 mph
Jante nominale / Nominal rim	12 (-1/+0.5) J 18
Pression mini à froid / Minimum cold pressure	1.4 bar / 20.3 psi
Longueur du relais / Stint length	180 km / 112 mi

Nombre de relais / Number of stints	Pression mini à chaud / Minimum hot pressure (bar / psi)					
	1.8 / 26.1	1.9 / 27.6	2.0 / 29.0	2.1 / 30.5	2.2 / 31.9	2.3 / 33.4
Carrossage / Camber						
-4.01°	0	0	0	0	0	0
-3.51° to -4.0°	0	0	0	1	1	1
-3.01° to -3.5°	0	0	2	2	2	2
From -2.0° to -3.0°	0	1	2	2	2	2



PRÉCONISATIONS / RECOMMANDATIONS

& GESTION DES PNEUMATIQUES / TYRE MANAGEMENT



N3



30/65-18 Porsche 992



P2L

Usage :		Circuit sans banking / Track without banking			
Vitesse max / Max speed :		320 km/h			
Jante nominale / Nominal rim :		12 J 18			
Pression mini à froid / Mini cold pressure :		1.2 bar ⇔ 17.4 Psi			
Relais / Stint :		200 km			
Nb de relais / Nb of stints	Pression mini à chaud / Mini hot pressure				
Carrossage / Camber	27.6 Psi 1.9 bar	29.0 Psi 2.0 bar	30.5 Psi 2.1 bar	31.9 Psi 2.2 bar	33.4 Psi 2.3 bar
-4.51°	0	0	0	0	0
-4.5°	0	1	1	1	1
-4.0°	0	1	1	1	1
From -2° to -3.5°	0	1	1	1	1

Usage :		Circuit sans banking / Track without banking			
Vitesse max / Max speed :		320 km/h			
Jante nominale / Nominal rim :		12 J 18			
Pression mini à froid / Mini cold pressure :		1.4 bar ⇔ 20.3 Psi			
Relais / Stint :		160 km			
Nb de relais / Nb of stints	Pression mini à chaud / Mini hot pressure				
Carrossage / Camber	27.6 Psi 1.9 bar	29.0 Psi 2.0 bar	30.5 Psi 2.1 bar	31.9 Psi 2.2 bar	33.4 Psi 2.3 bar
-4.01°	0	0	0	0	0
-4.0°	0	0	1	1	1
-3.5°	0	2	2	2	2
-3.0°	0	2	2	2	2
From -2° to -2.5°	0	2	2	2	2



PRÉCONISATIONS / RECOMMANDATIONS

& GESTION DES PNEUMATIQUES / TYRE MANAGEMENT



N3R



31/71-18 Porsche 992



P2L

Usage :		Track not listed in mid stress, high stress, specific			
Vitesse max / Max speed :		320 km/h			
Jante nominale / Nominal rim :		13 J 18			
Pression mini à froid / Mini cold pressure :		1.2 bar ⇔ 17.4 Psi			
Relais / Stint :		200 km			
Nb de relais / Nb of stints	Pression mini à chaud / Mini hot pressure				
Carrossage / Camber	27.6 Psi 1.9 bar	29.0 Psi 2.0 bar	30.5 Psi 2.1 bar	31.9 Psi 2.2 bar	33.4 Psi 2.3 bar
-4.01°	0	0	0	0	0
-4.0°	0	1	1	1	1
-3.5°	0	1	1	1	1
From -1.5° to -3°	0	1	1	1	1

Usage :		Circuit sans banking / Track without banking			
Vitesse max / Max speed :		320 km/h			
Jante nominale / Nominal rim :		13 J 18			
Pression mini à froid / Mini cold pressure :		1.3 bar ⇔ 18.9 Psi			
Relais / Stint :		160 km			
Nb de relais / Nb of stints	Pression mini à chaud / Mini hot pressure				
Carrossage / Camber	27.6 Psi 1.9 bar	29.0 Psi 2.0 bar	30.5 Psi 2.1 bar	31.9 Psi 2.2 bar	33.4 Psi 2.3 bar
-3.51°	0	0	0	0	0
-3.5°	0	2	2	2	2
-3.0°	0	2	2	2	2
From -2° to -2.5°	0	2	2	2	2



PRÉCONISATIONS / RECOMMENDATIONS

& GESTION DES PNEUMATIQUES / TYRE MANAGEMENT



S9M



30/68-18



P2L

MICHELIN Pilot Sport GT M S7/S8/S9 (S7M/S8M/S9M)	
Usage	Circuit sans banking / Track without banking
Charge maxi / Max load (static + dynamic)	600 daN
Vitesse maxi / Max speed	320 km/h / 198 mph
Jante nominale / Nominal rim	12.5 (±0.5) J 18
Pression mini à froid / Minimum cold pressure	1.3 bar / 18.9 psi
Longueur du relais / Stint length	180 km / 112 mi

Nombre de relais / Number of stints	Pression mini à chaud / Minimum hot pressure (bar / psi)					
	1.8 / 26.1	1.9 / 27.6	2.0 / 29.0	2.1 / 30.5	2.2 / 31.9	2.3 / 33.4
Carrossage / Camber						
-4.01°	0	0	0	0	0	0
-3.51° to -4.0°	0	2	2	2	2	2
-3.01° to -3.5°	0	3	3	3	3	3
From -2.0° to -3.0°	0	3	3	3	3	3

MICHELIN Pilot Sport GT P2L	
Usage	Circuit sans banking / Track without banking
Charge maxi / Max load (static + dynamic)	600 daN
Vitesse maxi / Max speed	320 km/h / 198 mph
Jante nominale / Nominal rim	12.5 (-1.5/+0.5) J 18
Pression mini à froid / Minimum cold pressure	1.3 bar / 18.9 psi
Longueur du relais / Stint length	180 km / 112 mi

Nombre de relais / Number of stints	Pression mini à chaud / Minimum hot pressure (bar / psi)					
	1.8 / 26.1	1.9 / 27.6	2.0 / 29.0	2.1 / 30.5	2.2 / 31.9	2.3 / 33.4
Carrossage / Camber						
-4.01°	0	0	0	0	0	0
-3.51° to -4.0°	0	0	2	2	2	2
-3.01° to -3.5°	0	3	3	3	3	3
From -2.0° to -3.0°	0	3	3	3	3	3



PRÉCONISATIONS / RECOMMENDATIONS

& GESTION DES PNEUMATIQUES / TYRE MANAGEMENT



S9M



31/71-18



P2L

MICHELIN Pilot Sport GT M S7/S8/S9 (S7M/S8M/S9M)	
Usage	Circuit sans banking / Track without banking
Charge maxi / Max load (static + dynamic)	730 daN
Vitesse maxi / Max speed	320 km/h / 198 mph
Jante nominale / Nominal rim	13 (±0.5) J 18
Pression mini à froid / Minimum cold pressure	1.2 bar / 17.4 psi
Longueur du relais / Stint length	180 km / 112 mi

Nombre de relais / Number of stints	Pression mini à chaud / Minimum hot pressure (bar / psi)					
	1.8 / 26.1	1.9 / 27.6	2.0 / 29.0	2.1 / 30.5	2.2 / 31.9	2.3 / 33.4
Carrossage / Camber						
-3.51°	0	0	0	0	0	0
-3.26° to -3.5°	0	1	1	1	1	1
-3.01° to -3.25°	0	1	1	1	1	1
From -2.0° to -3.0°	0	1	2	2	2	2

MICHELIN Pilot Sport GT P2L	
Usage	Circuit sans banking / Track without banking
Charge maxi / Max load (static + dynamic)	680 daN
Vitesse maxi / Max speed	320 km/h / 198 mph
Jante nominale / Nominal rim	13 (±0.5) J 18
Pression mini à froid / Minimum cold pressure	1.2 bar / 17.4 psi
Longueur du relais / Stint length	180 km / 112 mi

Nombre de relais / Number of stints	Pression mini à chaud / Minimum hot pressure (bar / psi)					
	1.8 / 26.1	1.9 / 27.6	2.0 / 29.0	2.1 / 30.5	2.2 / 31.9	2.3 / 33.4
Carrossage / Camber						
-3.51°	0	0	0	0	0	0
-3.01° to -3.5°	0	0	0	1	1	1
-2.51° to -3.0°	0	1	1	3	3	3
From -2.0° to -2.5°	0	1	1	3	3	3



PRÉCONISATIONS / RECOMMANDATIONS

& GESTION DES PNEUMATIQUES / TYRE MANAGEMENT



S9M



24/65-19



P2H

24/65-19						
S9M						
Usage :		Track without banking				
Max speed :		320 km/h				
Nominal rim :		9.5 J 19				
Recommended minimum Cold pressure :		1.7 bar / 24.7 psi				
Recommended maximum Stint length :		200 km				
Number of stints	Stabilized Pressure					
Camber	1.8 bar 26.1 psi	1.9 bar 27.6 psi	2.0 bar 29.0 psi	2.1 bar 30.5 psi	2.2 bar 31.9 psi	2.3 bar 33.4 psi
More negative than -3.5°	0	0	0	0	0	0
-3.01° to -3.5°	0	0	0	1	1	1
-2.51° to -3.0°	0	0	0	1	1	1
From -2° to -2.5°	0	0	0	1	1	1

24/65-19						
P2H						
Usage :		Track without banking				
Max speed :		320 km/h				
Nominal rim :		9.5 J 19				
Recommended minimum Cold pressure :		1.7 bar / 24.7 psi				
Recommended maximum Stint length :		200 km				
Number of stints	Stabilized Pressure					
Camber	1.8 bar 26.1 psi	1.9 bar 27.6 psi	2.0 bar 29.0 psi	2.1 bar 30.5 psi	2.2 bar 31.9 psi	2.3 bar 33.4 psi
More negative than -3.5°	0	0	0	0	0	0
-3.01° to -3.5°	0	0	0	1	1	1
-2.51° to -3.0°	0	0	0	1	1	1
From -2° to -2.5°	0	0	0	1	1	1



PRÉCONISATIONS / RECOMMENDATIONS

& GESTION DES PNEUMATIQUES / TYRE MANAGEMENT



S9M



31/71-19



P2L

31/71-19						
S9M						
Usage :		Track without banking				
Max speed :		320 km/h				
Nominal rim :		12 J 19				
Recommended minimum Cold pressure :		1.3 bar / 18.9 psi				
Recommended maximum Stint length :		180 km				
Number of stints	Stabilized Pressure					
Camber	1.8 bar 26.1 psi	1.9 bar 27.6 psi	2.0 bar 29.0 psi	2.1 bar 30.5 psi	2.2 bar 31.9 psi	2.3 bar 33.4 psi
More negative than -3.5°	0	0	0	0	0	0
-3.26° to -3.5°	0	0	1	1	1	1
-3.01° to -3.25°	0	0	1	1	1	1
From -2° to -3.0°	0	2	2	3	3	3

31/71-19						
P2L						
Usage :		Track without banking				
Max speed :		320 km/h				
Nominal rim :		12 J 19				
Recommended minimum Cold pressure :		1.5 bar / 21.8 psi				
Recommended maximum Stint length :		270 km				
Number of stints	Stabilized Pressure					
Camber	1.8 bar 26.1 psi	1.9 bar 27.6 psi	2.0 bar 29.0 psi	2.1 bar 30.5 psi	2.2 bar 31.9 psi	2.3 bar 33.4 psi
More negative than -3.5°	0	0	0	0	0	0
-3.26° to -3.5°	0	0	0	0	1	1
-3.01° to -3.25°	0	0	0	1	1	1
From -2° to -3.0°	0	0	0	1	2	2



CTE, DISTRIBUTEURS / CTE, DISTRIBUTORS

& HORAIRES DE MONTAGE / TYRE FITTING TIME SLOT



Conseiller Technique /Technical Advisors	Alexandre Cabaud
Telephone/phone	33 6 07 96 74 83 .H5
Mail	alexandre.cabaud@michelin.com
Site Web	www.michelinmotorsport.com



Alvarez	
Responsable/Manager	Ester ALVAREZ
Téléphone/phone	Tfl. 91 861 01 77
Mail	ester@neumaticosalvarez.com
Site Web	https://neumaticosalvarez.com/

Our fitting timetable will be always in the same way: From one hour before the cars start to run, nonstop during all day till one hour after they finish to run.

