

GT WINTER SERIES 2022/2023 Race 3

Circuito de Jerez - Ángel Nieto 11.-12.02.2023

Date: 11.02.2023

Time: 18:00

Drivers & Team Managers Briefing

Based on timetable issued January 2023

From: The Race director (Briefing notes)
 To: All drivers and competitors
 Cc: The Stewards of the meeting, the clerk of the course
 The secretary of the meeting

DRIVERS and TEAM MANAGERS BRIEFING

SATURDAY 11.02.2023
 Free Practices (1-5) 09:30 – 17:30
 Scrutineering 13:00 – 19:00

SUNDAY 12.02.2023
 Qualifying 1 09:00 – 09:15
 Qualifying 2 09:20 – 09:35

SUNDAY 12.02.2023

<u>RACE 1:</u> 25min.	Pit lane closed:	10:55
	Formation lap:	11:00 Green Flag
<u>RACE 2:</u> 25min.	Pit lane closed:	13:50
	Formation lap:	13:55 Green Flag
<u>RACE 3:</u> 60min.	Pit lane closed:	16:45
	Formation lap:	16:50 Green Flag

Pit stop is mandatory

CIRCUIT INFORMATION

Lap length : 4.428 m
 Pole position : left side (Rolling-Start)
 Speed limit pit lane : 60 km/h
 Start and finish line : NOT the same

SC line 1 : before pit entry
 SC line 2 : after the end of the pit exit
 SC initial position : near the medical centre
 SC lights off : around Turn 11

EVENT NOTES

All cars will be in the pits. Green light at Pit Exit will start Qualifying and opens the Pre Grid.



When you are leaving the pit exit in Turn 1 have a look at cars coming on your right side.

In case of a YELLOW flag all drivers must reduce the speed immediately. It is not allowed to overtake. Any overtaking manoeuvre must be finished at the height of the yellow flag.

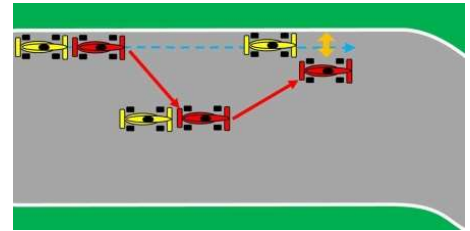
In case of a RED flag during practice all drivers must reduce the speed immediately and drive to the Pit Lane. It's not allowed to overtake. **The max. permissible speed is then basically 80 km/h** and applies to the entire track (except Pit Lane). All cars have to stay in position and drive carefully. Technical assistance in Pit Lane is allowed. Restart will be by green light at the pit exit.

Respect at every time the track limits. Leaving the track with advantage will be penalized. All drivers are reminded to Appendix L (IV, 2c-d) of the ISC. Repeat violations will be penalized

More than one change of direction to defend a position is not permitted, weaving in front of another car is forbidden.

See Appendix L (IV, 2b) ISC

Any driver moving back towards the racing line, having earlier defended his position off-line, must leave at least one car width between his own car and the white line at the edge of the track



Signals to drivers (Black, Black/White, Black with orange disc and boards) will be given left hand side at the timing line in front of the race tower.

At the end of the qualification all cars return to the pit lane and are under Parc Fermé conditions.

STARTING PROCEDURE

Cars should line up in Pit Lane in front of the pits in an angle of 45° to the left. Remember Art.23.6 of our Regulations. After opening of the Pit exit (10min board) all cars drive **one** lap to the starting line. **Pole Position is on the LEFT SIDE.** When you reach your grid position you have to stop the engine immediately.

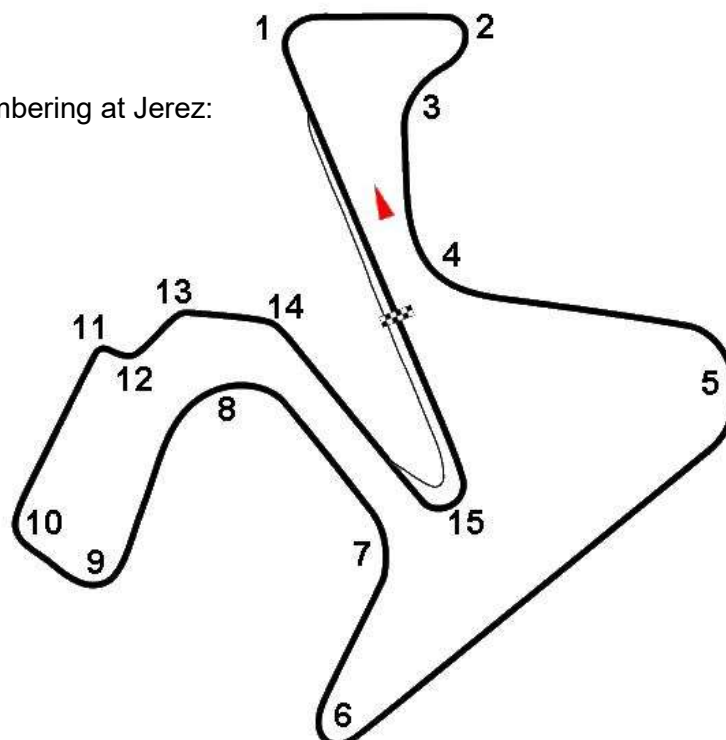
Overtaking during the formation lap is only permitted if a car is delayed when leaving its grid position and cars behind cannot avoid passing. In this case, drivers may only overtake carefully to re-establish the original starting order.

Any driver who is delayed leaving the grid in the last position may not overtake another moving car and must start the race from the back.

The GRID board will be displayed in Turn 11 at the marshal post left hand side.

From the GRID board onwards, the cars must maintain the 2x2 formation of the starting order until the start is released (green light). Warming up the tires by waving after the GRID board is not allowed. All cars have to keep the speed, to stay in the formation and to drive **in two rows over the respective grid boxes** until the red lights turn to green. Then overtaking immediately is allowed.

The turn numbering at Jerez:



TIME SCHEDULE START RACES

GT Winter Series – Race 1

10:50	Pre-Grid opens to cover one reconnaissance lap into the grid
10:50	10 minutes board/lights
10:55	5 minutes board/lights - Pit exit closed
10:57	3 minutes board/lights
10:59	1 minute board/lights
10:59.30	30 seconds board/lights
11:00	green flag /light– start of formation lap
11:05	start race – 25 minutes (75%: 19 minutes)

GT Winter Series – Race 2

13:45	Pre-Grid opens to cover one reconnaissance lap into the grid
13:45	10 minutes board/lights
13:50	5 minutes board/lights - Pit exit closed
13:52	3 minutes board/lights
13:54	1 minute board/lights
13:54.30	30 seconds board/lights
13:55	green flag/light – start of formation lap
14:00	start race – 25 minutes (75%: 19 minutes)

GT Winter Series – Race 3

16:40	Pre-Grid opens to cover one reconnaissance lap into the grid
16:40	10 minutes board/light
16:45	5 minutes board/lights - Pit exit closed
16:47	3 minutes board/lights
16:49	1 minute board/lights
16:49.30	30 seconds board/lights
16:50	green flag/light – start of formation lap
16:55	start race – 60 minutes (75%: 45 minutes) <u>(Driver change allowed)</u>
approx. 17:05	Pit stop window open
approx. 17:25	Pit stop window closed <u>(120 seconds mandatory pit stops for all cars)</u>

Regulation for the pit stop in Race 3:

- A pit stop is mandatory for all cars in Race 3.
- The mandatory pit stop must be carried out by passing the pit lane entry timing loop between the 20th and 40th race minute.
- For the 60 minutes race (see above) not before 20m.00s.000 and not after 39m.59s.999.
- These times will be counted from the start of the race (green light).
- The minimum duration between Pit entrance and Pit exit line shall be at least 120 seconds.
- Tyre pressures adjustments, mechanical operations for safety reasons and change of a punctured tyre (only the punctured tyre) are allowed.
- Refueling and defueling is prohibited during the race. **Exceptions, please speak with race direction.**
- When a Safety Car is in effect during the first part of the race and is expected to be still in effect at the start of pit stop window mentioned above it is possible to make the mandatory pit stop during the safety car is on track.

FULL COURSE YELLOW (FCY)

We will use FCY only in Qualifying to save time. All Marshals will show yellow flags together with FCY-boards at the same time. NO overtaking, reduce speed immediately to 80 km/h and keep the distances. Restart by pulling down flags and boards and replacing by green flags at the same time.

SUSPENDING A RACE

All marshals will wave red flags; additional red lights can be shown at the start/finish straight. NO OVERTAKING, all cars must stay in position, reduce speed and drive carefully to the Pit Lane and line up on the Fast Lane. **The max. permissible speed is then basically 80 km/h.** The first arriving car stops at the pit exit light, all other cars line up behind in one row on the Fast Lane. Race will be restarted behind the Safety Car by one lap in the order of the last crossing of the Finish Line before the red flag.

SAFETY CAR

The safety car procedure will be like detailed in Art.2.10 Appendix H – ISC

All marshals will wave yellow flags and show SC boards.

Safety car will join the track at the pit exit with illuminated lights.

All competing cars will form up in line behind the safety car. Overtaking is forbidden.

The race leading driver is asked to collect the other participants behind him to let the SC take position before him. This avoids sorting of cars and leads to a fast ending of the SC action.

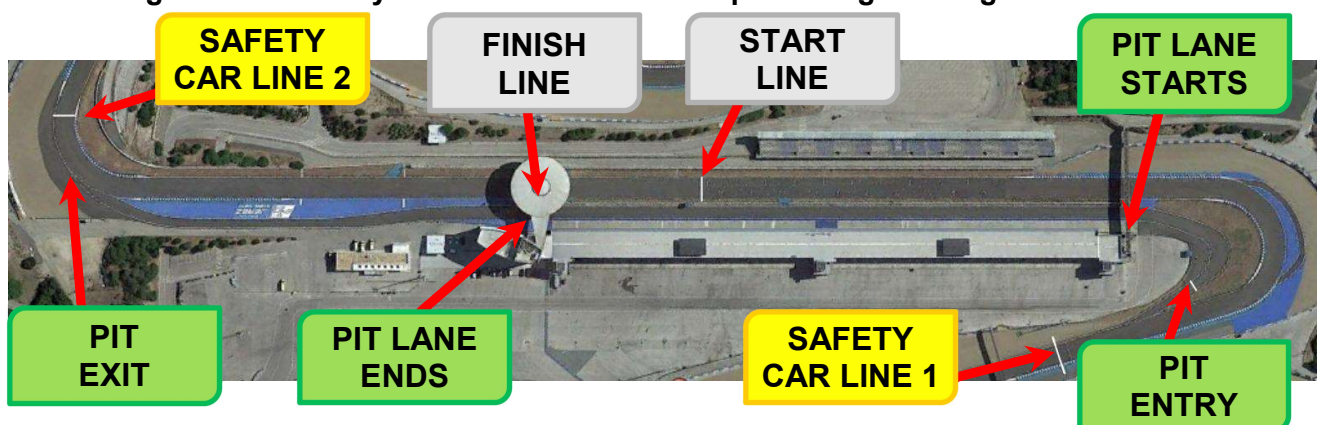
The race leader must follow within 5 cars length behind the SC and all remaining cars among themselves too. They must keep the formation as tight as possible.

If the leading race car is not behind the SC and when ordered to do so by the Race Director, the observer in the SC will use the green light on the car or his arm to signal any car behind the SC and the race leader, that they should pass the SC. These cars will continue at reduced speed and without overtaking until they reach the line of cars behind the safety car.

Drivers may not carry out a drive-through penalty after the SC has been deployed. Any lap behind the SC will be counted as a race lap.

When the race director calls in the SC, it will extinguish the lights around T13 and leave the track at the end of that lap turning right side into the pit lane. When the lights are off, the leading race car may control the pace and fall more than 5 cars length behind the SC.

Overtaking remains strictly forbidden until the cars pass the green flag at the Finish Line.



Important notice: Beside the track the most secure place is in your car. Caution in getting out. After a heavy accident stay in your car. Do not attempt to leave it on your own. Wait for the arrival of the doctor and if necessary the extrication team We will take care of you